

ISO9001:2015

Catalog 2022

Stainless

- Rigging Hardware ■ Marine Hardware ■ Fastening System ■ Architectural Hardware
- 通用五金索具 ■ 船用五金 ■ 紧固系统 ■ 建筑五金



HUAXIN



泰州华鑫不锈钢制品有限公司
Taizhou Huaxin Stainless Steel Products Co., Ltd.



公司简介 Company Profile

泰州华鑫不锈钢制品有限公司创办于1998年，专业从事不锈钢制品的生产和销售。感谢全体员工长期不懈的努力，我们研究和开发了超过3000种不锈钢产品，包括五金索具，钢丝绳配件，机械配件，幕墙配件，管道配件及各种精密铸造和冲压制品，并于2003年通过了ISO9001:2008质量管理体系认证。我们始终坚持以高质量的产品及良好的售后服务来满足客户的需求，产品销往全国各地，并直接出口到美国，德国，意大利，日本，加拿大等二十多个国家和地区。

公司地处江苏省兴化市戴南镇，占地面积15000多平方米，建有标准化厂房面积近10000平方米，生活及办公区2400平方米，拥有员工100余名。近年来，华鑫公司通过不断探索市场需求，引入先进的生产和检测设备，积极改进生产工艺，注重节能减排，提高生产效率，改善劳工条件，现已发展为集不锈钢产品开发、生产、销售和市场开拓为一体的国家高新技术企业，并依靠优质稳定的产品质量、合理的价格、及时的交货期、良好的售后服务等诸多核心优势成为国内知名的不锈钢制品供应商。

华鑫公司本着“质量第一，信誉至上”的宗旨，愿与国内外合作伙伴一起齐头并进，共创美好未来！

- 不锈钢制品领域24年市场经验
- 3000多种产品一站式采购
- 定制需求24小时反馈
- 库存产品24小时发货
- 7-15天快速打样



Taizhou Huaxin Stainless Steel Products Co., Ltd. was founded in 1998, specialized in the production and sale of stainless products. Thanks to the long term efforts of all our employees, we have researched and developed more than 3000 kinds of stainless products including rigging hardware, wire rope accessories, machinery parts, curtain wall fittings, pipe fittings and all kinds of products made by precision casting and stamping. We have obtained ISO9001:2008 certificate since 2003 and we always insist on high quality products to meet the demand of customers. All these products are sold throughout china, and have been exported to over 20 countries since 2000, such as America, Germany, Italy, Japan, Canada etc.

Our factory is located in Dainan Town, Xinghua City, Jiangsu Province, covers an area of 15000 square meters. We have built standardized plant area of nearly 10000 square meters, living and office area of 2400 square meters, with more than 100 employees. In recent years, Huaxin company introduced of advanced production and testing equipment, and actively improve the production process, paid more attention to energy-saving emission reduction, improve production efficiency, improve labor condition, and now we have been developed into a comprehensive enterprise integrate development of stainless steel products, production, sales and market development as a whole, and rely on high-quality products quality, reasonable price, timely delivery, good after sale service and many core advantage to become a well-known stainless steel products suppliers.

Huaxin Stainless is proud to advance together with its partners because customers' satisfaction is our main task.

- 24 years experience in stainless steel products
- One stop purchase of more than 3000 products
- Feedback on customization requirements with in 24 hours
- Inventory products shipping within 24 hours
- Rapid Prototyping within 7-15 days.



高新技术企业
National High-tech Enterprise



民营科技企业
Private Science and Technology Enterprise



ISO9001:2015认证
ISO9001:2015 Certificate

核心优势 Our Advantages

效率 Efficiency

拥有超过3000种产品，品种仍在不断增加中
超大库存，满足客户订单量小品种多的需求，降低客户库存成本
一流的生产管理体系使我们能够有效缩短交货周期

We have developed more than 3000 items and our product range is still growing.
With high inventory level, we could save your stocking cost, especially for small quantity orders with various of items.
First-class production management system makes lead time much shorter.

技术 Technic

20年专注不锈钢精密铸造产品和冲压制品的生产和研发
先进的全硅溶胶精密铸造工艺，产品精度高，表面质量好
我们常年生产的铸件材质多达数十种，并可根据您的材料要求定做

We focus on the production and development of stainless steel precision casting products and stamping products for more than 20 years.
We adopt advanced Silica Sol precision casting technology, high precision and good surface quality.
Up to dozens kinds of casting materials, could be customized according to your requirement.

品质 Quality

严格执行ISO9001:2008质量管理体系，检测设备齐全，确保出厂产品合格率100%
率先引进了美国进口INNOV-X DELTA便携式光谱分析仪，可随时随地检验材质
多达30通道的意大利GNR LB300直读光谱分析仪，可分析含N（氮）在内的30种元素


Strictly following the ISO9001:2015 quality management system, with advanced test equipments, we promise to supply all products with high quality.
With Innov-x delta portable spectrum analyzer imported from the United States, we could test the materials composition anytime and anywhere.
GNR lb300 direct reading spectrometer imported from Italian can help us to analyze 30 elements including N (nitrogen).

服务 Service

我们可为您提供专业的精密铸造及冲压非标件定制方案
丰富的在线信息支持，您可以随时登陆我们的网站查询产品技术参数及参考价格
您可通过淘宝及阿里巴巴等在线交易平台轻松完成采购

We could provide you with professional investment casting and stamping non-standard parts customization scheme.
Online information support, you can visit our website at any time to query product technical parameters and reference prices.
You can easily purchase through online trading platforms such as Alibaba.

检测设备 Test Equipments



意大利GNR直读光谱仪
GNR Lb300 Spectrometer



美国伊诺斯手持光谱仪
InnovX Ds2000 XRF Analysis



60吨万能试验机
60Ton Tensile Testing Machine



盐雾试验机
Salt Spray Tester



硬度计
Hardometer



金相显微镜
Metallographic Microscope

与我们合作 WORK WITH US

凭借在不锈钢制品领域20多年的生产和服务经验，我们知道客户在产品选型、使用、采购等各方面会遇到问题，我们会以最专业的方式来解决。

We have nearly 20years experience of production and sales and we know the problems that customers will encounter in selection, import, use and other aspects. We can solve the problem in the most professional way.

现货销售 Spot Sale

我们的客户遍及全国各地以及全球二十多个国家和地区，越来越多的国内和国际买家选择与我们建立长期稳定的合作关系。我们支持网络平台在线采购，用于处理品种多，数量少的订单，甚至一件起售，事实上这正是我们的一大优势。得益于充足的库存，现货订单可以做到24小时以内发货。在库存短缺的情况下，我们会及时回复准确的交货时间。我们支持代办的运输方式包括空运、快递、零担物流、陆运、海运、空运等，同时可代办出口进仓、出口报关。与物流及货代公司的良好合作关系使我们能够提供极具竞争力的运输价格。

Huaxin products have been sold all over the world and now more and more globe buyers are working with us to establish a cooperative relationship, we are also very happy to deal with small quantity orders with various of items even 1pc orders, in fact, this is precisely our advantage. 80% of our orders could be shipped within 24hours, and we can provide a reliable short delivery time when they are out of stock. Goods could be shipped by sea, air, land transport and express. By the way, a competitive price could be offered because of the good relationship between forwarding company and Huaxin Stainless.

产品定制 Customization

提供产品图纸或者样品，或者您只需要告诉我们一个合理的想法
Provide your drawings or samples or just tell us about your idea

确认最终的产品图纸和要求并提供报价
Confirm final drawings and product requirements, make a quotation

商定合同内容，双方签署正式的开发或者订货合同
Confirm contract details and sign a contract

制作模具
Make molds

完成样品生产，双方共同确认样品是否合格
Make samples and confirm the samples

批量生产
Mass production

检验包装发货
Inspection, packaging and delivery

从设计到生产 From Design to Production

我们可以根据客户的具体需求设计出2维及3维图纸
Huaxin can design products according to your requirements and show you 2D or 3D drawings



标准的生产流程 Standard production process



表面处理 Surface Treatment

我们提供多种表面处理方式，包括抛丸，抛光，电镀，喷涂，加工等等，并可对表面进行着色处理。


We provide a variety of surface treatment methods, including shot blasting, polishing, electroplating, spraying, processing and so on, and can color the surface.



定制您的LOGO Customize Your Logo

我们的光纤激光打标设备可以在产品表面雕刻出复杂精致的字体及图形logo。

With the fiber laser marking machine, Huaxin Stainless could print any beautiful and complex fonts and logos on products.



零售包装 Retail Packing

我们提供定制包装服务。我们的包装材料供应商可以提供您想要的任何包装材料，当然这会有起订量要求以及产生额外的费用。

Huaxin Stainless provide OEM retail packaging service. Our package partner could provide any kind of package material, of course there may be a MOQ requirement and additional charges.

产品安全性介绍 SAFETY INSTRUCTIONS

重要的安全提示

任何从华鑫公司购买产品的用户都必须熟知产品的用途及性能。用户在设计或使用产品时，请从安全的角度充分考虑，这是至关重要的。对于用户的选型、设计以及决策，华鑫公司不承担任何责任。

请注意：任何合格产品如果因为选型错误或者设计承载余量过低都有可能无法使用甚至变得很危险。

我们未必能列出所有在使用过程中可能造成危险或者事故的原因。为了使用户养成良好的使用习惯，我们总结出一些比较常见的问题：

1. 使用过程中绝对不要超过产品的工作负荷极限。

产品使用时不能超过产品的工作负荷极限（WLL）。工作负荷极限是产品在工作过程中所受的最大负荷，即使是全新的产品。受力需要均匀分布并且只能直线受力，避免侧向受力。网站上所标注的拉力测试结果都是基于通常的环境条件。用户必须考虑到异常情况的发生，比如遇到过高或者过低的低温，接触化学品或蒸汽，长期接触盐水或空气盐度高等。在这些情况下，用户可能需要根据危险程度来减少工作负载，或者更换强度更高的产品。

2. 正确地安装配件。

组件必须要匹配。确保所选用的钢丝绳及链条是合适的材料并且强度足够，零配件必须配合直径正确安装，所以组件的工作载荷都需要满足使用需求。

3. 吊装过程中下面不能有人靠近。

所有在起重机或吊机附近工作或协助钩装货物的人员都应该远离吊装物，这是非常重要的安全提示。必须以这样的方式进行所有的吊装操作，如果设备发生故障可以避免人员受伤。

4. 避免冲击载荷。

吊装物可能会摆动或者遭受撞击，会产生冲击载荷，那么工作负荷极限将不再适用。冲击载荷一般比静载荷要大得多，所以要尽量避免冲击载荷的产生。

5. 定期检查产品，及时更换有问题的产品。

定期检查产品，看看产品上是否有碰伤、裂纹、磨损、伸长、生锈等情况。定期检查是极为重要的，因为任何合格产品都不能保证无限期地正常工作。检查有助于确定何时更换产品和减少危险的发生。做好检查记录，这样会及时发现问题的。

由于产品使用环境及使用用途的不确定，检验人员需要根据现场实际使用情况结合经验来决定检查的频率，判定产品的状况，若涉及人身及重大财产安全的建议提高检验的频次及标准，甚至在每次使用前都进行细致的检查也是可以的。一旦发现产品有上述碰伤、裂纹、磨损、伸长、锈蚀严重等情况的，请立即停止使用并更换。对于更换下来的产品建议采用销毁而不是丢弃的方式处理，因为它们可能会被不知道存在缺陷危害的人再次使用。



IMPORTANT SAFETY WARNINGS

It is of the utmost importance that anyone purchasing from this website read and understand all warnings and other information listed below and/or adjacent to the product description.

All products are sold with the express understanding that the purchaser is thoroughly familiar with the correct application and safe use. Use all products properly, in a safe manner and for the application for which they were intended. Huaxin Stainless assumes no responsibility for the use or misapplication of any product sold. Responsibility for design and use decisions rests with the user.

REMEMBER: Any product will break if abused, misused or overused. Any well-designed and well-built product can become hazardous in the hands of a careless user.

It would be impossible in the text of this website to list all possible dangers and misapplications associated with the use of all products contained herein. However, in order to promote safe rigging habits, the most common hazards associated with the use of these products are outlined. Therefore:

- > Never exceed the Work Load Limit.
- > Match components properly.
- > Keep out from under a raised load.
- > Avoid shock loads.
- > Inspect products regularly.

WORK LOAD LIMIT

Never exceed the Work Load Limit (WLL) Rated Capacity. The Work Load Limit is the maximum load which should ever be applied to the product, even when the product is new and when the load is uniformly applied – straight line pull only. Avoid side loading. All web-site catalog ratings are based upon usual environmental conditions, and consideration must be given to unusual conditions such as extreme high or low temperatures, chemical solutions or vapors, prolonged immersion in salt water, etc. Such conditions or high-risk applications may necessitate reducing the Work Load Limit. Work Load Limit will not apply if product has been welded or otherwise modified.

MATCHING OF COMPONENTS

Components must match. Make certain that components such as hooks, links or shackles, etc. used with wire rope (or chain or cordage) are of suitable material and strength to provide adequate safety protection. Attachments must be properly installed and must have a Work Load Limit at least equal to the product with which they are used.

RAISED LOADS

Keep out from under a raised load. Take notice of the recommendation from the National Safety Council Accident Prevention Manual concerning all lifting operations:

"All employees working on cranes or hoists or assisting in hooking or arranging a load should be instructed to keep out from under the load. From a safely standpoint, one factor is paramount. Conduct all lifting operations in such a manner, that if there were an equipment failure, no personnel would be injured. This means keep out from under a raised load and keep out of the line of force of any load."

SHOCK LOADS

Avoid impacting, jerking or swinging of load – Work Load Limit will not apply. A shock load is generally significantly greater than the static load. Avoid shock loads.

REGULAR INSPECTIONS

Inspect products regularly for visible damage, cracks, wear, elongation, rust, etc. Protect all products from corrosion. The need for periodic inspections cannot be overemphasized. No product can keep operating at rated capacity indefinitely. Periodic inspections help determine when to replace a product and reduce rigging hazards. Keep inspection records to help pinpoint problems and to insure periodic inspection intervals.

Due to the diversity of the products involved and uses to which they can be put, it would be counter-productive to make blanket recommendations for inspection procedures and frequency. Best results will be achieved when qualified personnel base their decisions on information from rigging and engineering manuals and on experience from actual use in the field. Refer to sources listed below for technical literature.

Frequency of inspection will depend on environmental conditions, application, storage of product prior to use, frequency of use, whether or not life, limb or valuable property are at risk, etc. When in doubt, inspect product prior to each use. Carefully check each item to be inspected for wear, deformation, cracks or elongation-signs of imminent failure. Immediately withdraw such items from service.

Rust damage is another potential hazard. When in doubt about the extent of corrosion or other damage, withdraw the items from service. Destroy, rather than discard, items that have been judged defective. They might be used again by someone not aware of the hazard of the defect.

DEFINITIONS

Information contained in this catalog is subject to change; all weights and dimensions are approximate. Ratings are stated in short tons (2,000 lbs.) or pounds. All dimensions are in inches; all weights are in pounds.

PROOF TEST LOAD

The term "Proof Test" designates a quality control test applied to the product for the sole purpose of detecting defects in material or manufacture. The Proof Test Load (usually twice the Work Load Limit) is the load which product withstood without deformation when new and under laboratory test conditions. A constantly increasing force is applied in direct line to the product at a uniform rate of speed on a standard pull testing machine.

BREAKING STRENGTH/ULTIMATE STRENGTH

Do not use breaking strengths as a criterion for service or design purposes. Refer to the Work Load Limit.


Breaking Strength is the average force at which the product, in the condition it would leave the factory, has been found by representative testing to break, when a constantly increasing force is applied in direct line to the product at a uniform rate of speed on a standard pull-testing machine.

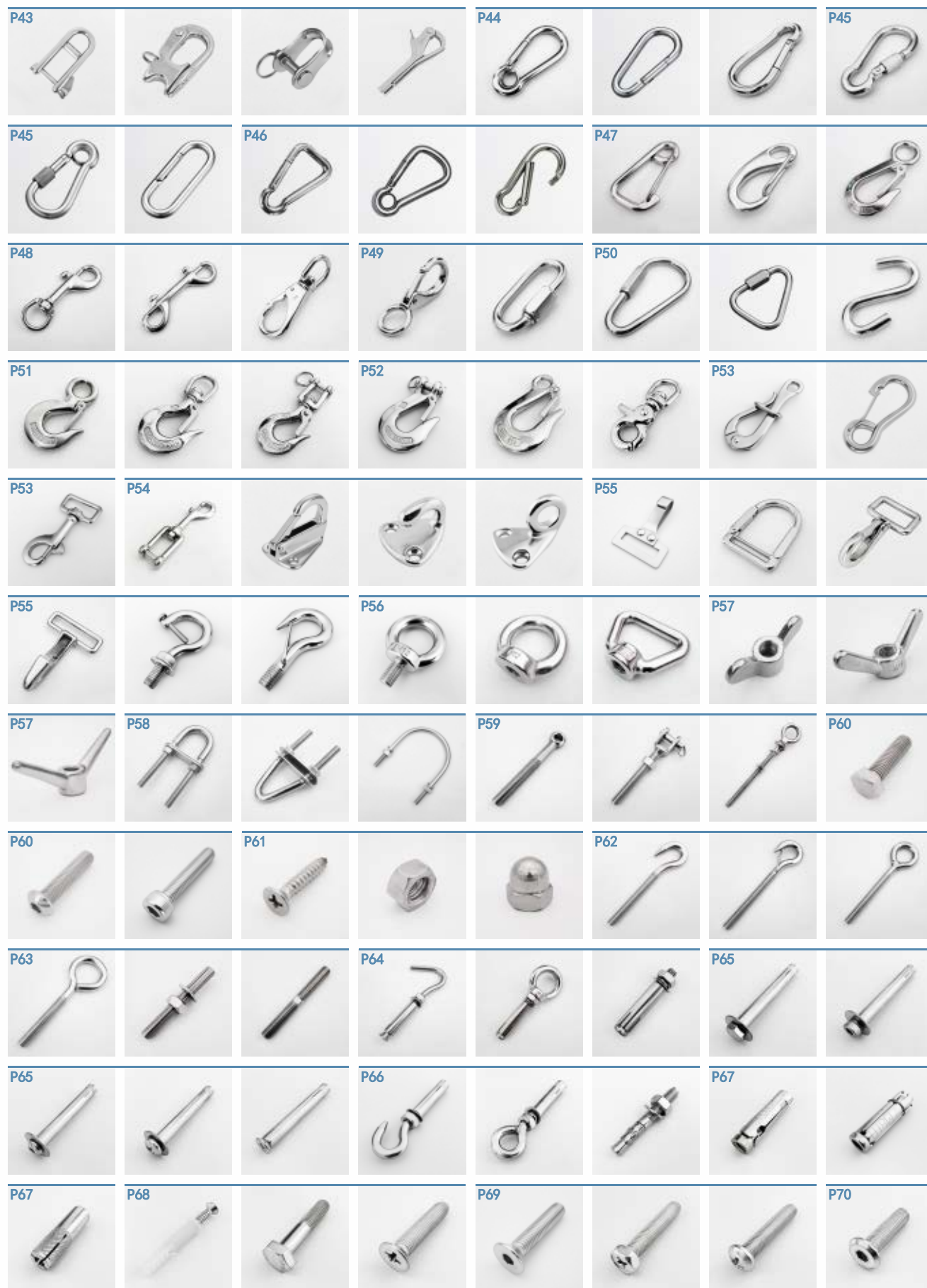
REMEMBER: Breaking Strengths, when published, were obtained under laboratory conditions that are almost always impossible to duplicate in actual use.

Design Factor (sometimes referred to as safety factor) An industry term denoting theoretical reserve capability. Usually computed by dividing the catalog Breaking Strength by the catalog Work Load Limit and generally expressed as a ratio. For example: 5 to 1.


CONTENTS 目录

■ Wire Rope Accessories 钢丝绳配件 -----	12-27	
■ Turnbuckles 花篮螺丝 -----	28-37	
■ Shackles and Swivels 卸扣、旋转环 -----	38-43	
■ Hooks and Quick Links 钩子、连接环 -----	44-55	
■ Bolts, Nuts and Washers 螺栓、螺母、垫片 -----	56-81	
■ Rings, Pins and Buckles 环、销、扣 -----	82-87	
■ Pad Eyes, Chains and Blocks 眼板、链条、滑轮 -----	88-95	
■ Pipe and Marine Hardware 管道配件、船用配件 -----	96-121	
■ Construction and Decoration 建筑及家居装饰 -----	122-131	
■ Outdoor and Safety Items 户外及安全防护 -----	132-137	









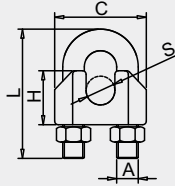


101

DIN741 钢丝绳卡头

AISI304/AISI316

DIN741 Wire Rope Clip
DIN741 ワイヤークリップ
DIN741 Drahtseilklemme



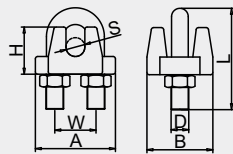
Size(ΦS)	A	C	H	L	WT
mm	mm	mm	mm	mm	kg
2	M3	15.5	10	19	0.007
3	M4	20	10	23	0.012
4	M4	20	10	23	0.013
5	M5	23	10	29	0.017
6	M6	26	11	33.5	0.028
8	M6	29	15	35	0.037
10	M8	34	17	44	0.068
12	M10	40	20.5	55	0.124
14	M10	43	21.5	56	0.136
16	M12	49	25	67	0.211
18	M12	52	30	79	0.260
20	M12	52	30	79	0.261
22	M12	60	34	88	0.345
24	M12	67	23	86	0.354
26	M14	65	37	110	0.531
30	M16	74	43	112	0.661
32	M14	74	43	115	0.572

102

JIS 日式钢丝绳卡头

AISI304/AISI316

JIS Wire Rope Clip
JIS ワイヤークリップ
JIS Drahtseilklemme



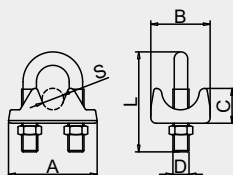
Size(ΦS)	A	B	H	D	L	W	WT
mm	mm	mm	mm	mm	mm	mm	kg
2	15	12.5	10	M3	20	8	0.007
3	14	14	10	M3	20	8	0.007
4	19	18	14	M4	23	10.5	0.019
5	22	20	16	M5	29	12	0.025
6	27	22	17.5	M6	34	14	0.042
8	34	28	20.7	M8	43	17.5	0.086
9	40	31	22.3	M10	53	21	0.128
10	43	34.5	23.7	M10	52	21	0.155
12	50	39	27.5	M12	63	25.6	0.235
14	52	45	31	M12	68	28.6	0.285
16	60	48	35	M14	80	30	0.408
19	62	53	39	M14	85	35	0.478

103

意式钢丝绳卡头

AISI304/AISI316

Italian Type Wire Rope Clip
イタリア式ワイヤークリップ
Italienische Drahtseilklemme



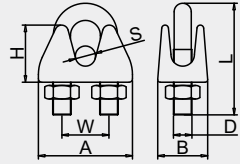
Size(ΦS)	A	B	C	D	L	WT
mm	mm	mm	mm	mm	mm	kg
4	22	14	8	M4	22	0.010
5	24	16	9	M5	24	0.020
6	30	18	11	M6	33	0.030
8	33	20	12	M6	35	0.040
10	37	22	14	M8	43	0.070
12	45	25	16	M10	54	0.120
14	46	27	18	M10	54	0.150
16	53	30	20	M10	65	0.200
18	55	31	21	M12	80	0.240
20	58	33	22	M12	80	0.270
22	64	34	23	M12	85	0.310

104

德式重型钢丝绳卡头

Heavy type Wire Rope Clip
重いタイプワイヤークリップ
Schwer Drahtseilklemme

AISI304/AISI316



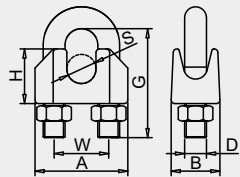
Size(ΦS)	A	B	H	D	L	W	WT
mm	mm	mm	mm	mm	mm	mm	kg
2	16	9.5	10	M3	18	7	0.009
3	18	9.5	11	M3	19	8	0.010
4	21	10	13	M4	22	10	0.017
5	25	12	15	M5	28	12	0.027
6	28	15	17	M6	34	14	0.043
8	31	17	20	M6	38	15	0.060
10	38	19	23	M8	45	19	0.093
13	47	25	25.5	M10	56	25	0.172

105

美式卡头

US Type Wire Rope Clip
米式ワイヤークリップ
US-Typ Drahtseilklemme

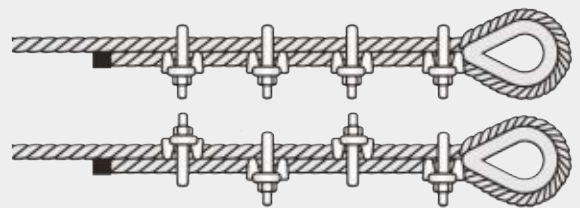
AISI304/AISI316



Size(ΦS)	A	B	H	D	G	W	WT
inch	mm	mm	mm	inch	mm	mm	kg
1/8	22	14	11	3/16	20	11	0.015
3/16	26	15	13	1/4	24	13.5	0.030
1/4	32	18.5	15	5/16	31.5	17	0.050
5/16	35	20	16	5/16	34	18.3	0.060
3/8	40.5	22	22	3/8	42	22.5	0.100
7/16	43	23	22	3/8	43	24	0.115
1/2	49	26	23	7/16	54	27	0.175
9/16	52.5	26.5	27	1/2	55	30	0.325
5/8	57.5	28.5	28	1/2	60	33	0.350
3/4	61	32	34	9/16	69	34.5	0.360
7/8	71	37	38	5/8	78	41	0.530
1	77.5	42	43	5/8	87.5	45.5	0.680



正确使用方法
The right way



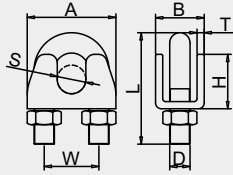
错误使用方法
The wrong way

106

板式冲压卡头

Stamping Type Wire Rope Clip
プレス板型ワイヤークリップ
Stempeln Drahtseilklemme

AISI304/AISI316



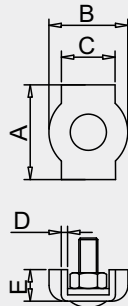
Size(ΦS)	A	B	H	D	L	T	W	WT
mm	mm	mm	mm	mm	mm	mm	mm	kg
3	14	7.5	8	M3	20	1	8	0.004
4	19	10	10.5	M4	22	1.5	10	0.009
5	22	12	12	M5	26	2	11.5	0.015
6	26	13	15	M6	34	2	14	0.026
8	31	17	19	M8	41	2.5	17	0.054

107

钢丝绳单夹

Simplex Wire Rope Clip
シングルワイヤークリップ
Simplex-Drahtseilklemme

AISI304/AISI316



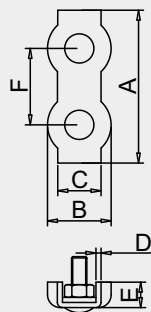
RopeΦ	A	B	C	D	E	Bolt	WT
mm	mm	mm	mm	mm	mm	mm	kg
2	15	12	7	1	5	M4×13	0.004
3	17	15	9	1	6	M4×13	0.006
4	20	19	12	1.5	6	M5×17	0.010
5	25	20	14	1.5	8	M5×17	0.013
6	30	25	17	2	9.5	M6×22	0.027
8	38	31	23	2	10	M8×29	0.046
10	48	38	27	2.5	14	M10×31	0.090

108

钢丝绳双夹

Duplex Wire Rope Clip
ダブルワイヤークリップ
Duplex-Drahtseilklemme

AISI304/AISI316

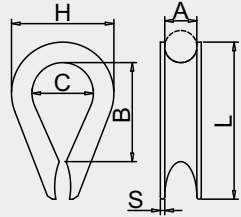


RopeΦ	A	B	C	D	E	F	Bolt	WT
mm	mm	mm	mm	mm	mm	mm	mm	kg
2	30	12	7	1	5	15	M4×13	0.008
3	34	15	9	1	6	16	M4×13	0.011
4	40	19	12	1.5	6	20	M5×17	0.021
5	50	20	14	1.5	8	25	M5×17	0.026
6	60	25	17	2	9.5	30	M6×22	0.052
8	75	31	23	2	10	38	M8×29	0.091
10	96	38	27	2.5	14	48	M10×31	0.180

109 欧式套环

European Wire Rope Thimble
欧式ワイヤーコース
Europäisch Kausche

AISI304/AISI316

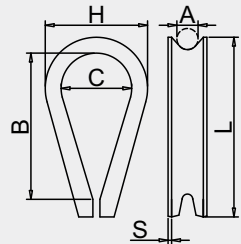


Rope(ΦA)	B	C	H	S	L	WT
mm	mm	mm	mm	mm	mm	kg
2	14	7	11.5	0.8	20	0.001
3	16	10	16	0.8	23	0.002
4	18	11	17	1	25	0.003
5	22	12.5	20	1	32	0.005
6	25	14	22	1	37	0.007
8	34	18	29	1.5	48	0.017
10	43	24	37	1.5	56	0.026
12	48	27.5	42	1.5	67	0.040
14	50	33	50	2	72	0.060
16	64	38	55	2	85	0.079
18	68	41	61	2.5	93	0.124
20	72	43	65	2.5	101	0.143
22	77	43	67	2.5	106	0.172
24	77	49	73	2.5	110	0.198
26	80	53	80	3	120	0.275
28	90	55	85	3	130	0.330
32	94	62	90	3	134	0.370

110 美式薄型套环G411

US Type Wire Thimble G411
米式ワイヤーコースG411
US-Typ Kausche G411

AISI304/AISI316

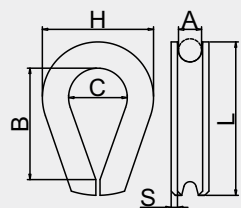


Rope(ΦA)	B	C	H	S	L	WT
inch	inch	inch	inch	inch	inch	lbs
1/8	1.31	.69	1.06	.05	1.94	0.025
3/16	1.31	.69	1.06	.05	1.94	0.025
1/4	1.31	.69	1.06	.05	1.94	0.037
5/16	1.50	.81	1.25	.05	2.13	0.037
3/8	1.63	.94	1.47	.06	2.38	0.062
1/2	1.88	1.13	1.75	.08	2.75	0.125
5/8	2.25	1.38	2.38	.13	3.50	0.250
3/4	2.50	1.63	2.69	.14	3.75	0.500
7/8	3.50	1.88	3.19	.16	5.00	0.850
1	4.25	2.50	3.75	.16	6.69	1.000
11/8-11/4	4.50	2.75	4.31	.22	6.25	1.750

111 美式重型套环G414

US Type Wire Thimble G414
米式ワイヤーコースG414
US-Typ Kausche G414

AISI304/AISI316



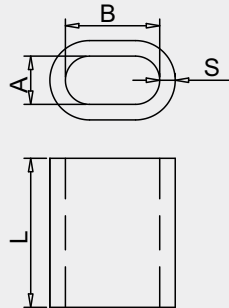
Rope(ΦA)	B	C	H	S	L	WT
inch	inch	inch	inch	inch	inch	lbs
1/4	1.63	.88	1.50	.06	2.19	0.067
5/16	1.88	1.06	1.81	.08	2.50	0.112
3/8	2.13	1.13	2.13	.11	2.88	0.250
7/16	2.38	1.25	2.38	.13	3.25	0.300
1/2	2.75	1.50	2.75	.14	3.63	0.510
9/16	2.75	1.50	2.69	.14	3.63	0.510
5/8	3.25	1.75	3.13	.16	4.25	0.750
3/4	3.75	2.00	3.81	.22	5.00	1.470
7/8	4.25	2.25	4.25	.22	5.50	1.750
1	4.50	2.50	4.94	.25	6.13	2.750
11/8-11/4	5.13	2.88	5.88	.25	7.00	4.000

112

椭圆形铝套

Oval Aluminum Ferrule
オーバルアルミランプ管
Oval Aluminium-Pressklemme

Aluminum



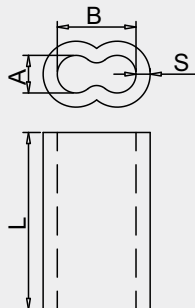
RopeΦ	A	B	S	L	WT
mm	mm	mm	mm	mm	kg/1000PCS
1	1.2	2.4	0.65	5	0.100
1.5	1.7	3.2	0.53	7	0.176
2	2.2	4.3	0.95	7.3	0.290
2.5	2.6	5.3	1	9.2	0.440
3	3.4	6.6	1.1	11	0.910
4	4.4	8.8	1.7	14	1.630
5	5.4	10.2	2.3	18	3.620
6	6.8	13.4	2.3	21	5.870
8	9	17.6	2.9	27.8	12.960
10	10.9	21.8	3.9	35	24.100
12	13.7	26.7	4.7	40	44.200
14	15.3	30.6	5.8	49	73.500
16	17.5	35	6.7	56	111.000
18	19.6	39.2	7.6	63	156.000
20	21.7	43.4	8.4	70	217.000

113

8字形铝套

8-Shape Aluminum Ferrule
8型アルミランプ管
8-Aluminium-Pressklemme

Aluminum



RopeΦ	A	B	S	L	WT
mm	mm	mm	mm	mm	kg/1000PCS
1.5	1.6	3.7	1.2	9	0.433
2	2.4	5.2	1	9	0.645
2.5	3.2	6.5	1.5	12.1	1.450
3	3.6	7.3	1.9	15.3	2.700
4	5.1	9.9	2	16	3.670
5	5.5	11.5	2	22	7.180
6	6.7	13.7	2.2	26	11.760
8	8.5	17.8	3.2	30	20.940
10	11.5	23.1	3.2	33.1	28.180
12	13.4	27.7	4	40	80.150

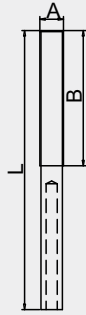


114

接线螺杆

Swage Stud
ターミナルボルト
Drahtseil-Walzterminal

AISI304/AISI316



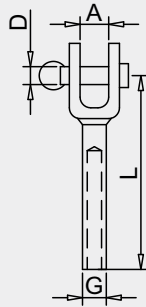
RopeΦ	A	B	L
mm	mm	mm	mm
3	M6	45	100
4	M8	53	117
5	M10	60	130
6	M12	76	162
8	M16	100	195
10	M20	115	230

115

叉型接线器

Fork Terminal
フォークターミナル
Gabelterminal

AISI304/AISI316



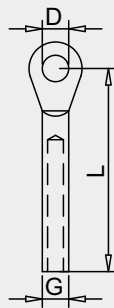
RopeΦ	A	D	G	L
mm	mm	mm	mm	mm
3	9	5	6.5	65
4	10	6	7.5	77
5	10	8	9	88
6	11	10	12.5	106
8	14	12	16	145
10	23	15	18	150

116

眼型接线器

Eye Terminal
アイターミナル
Augterminal

AISI304/AISI316



RopeΦ	D	G	L
mm	mm	mm	mm
3	6.5	6.5	55
4	8.5	7.5	65
5	10.5	9	80
6	12.5	12.5	94
8	14.5	16	124
10	16.5	18	142

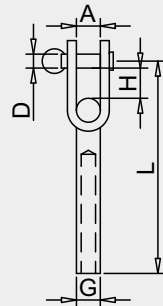


117

活动式接线器

Toggle Terminal
トグルターミナル
Toggle-Terminal

AISI304/AISI316



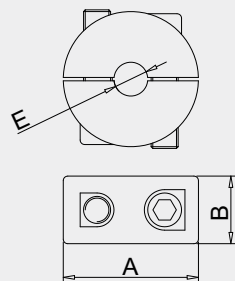
RopeΦ	A	H	D	G	L
mm	mm	mm	mm	mm	mm
3	7	15	6	6.5	75
4	10	20	8	7.5	89
5	12	25	9	9	104
6	13	30	12	12.5	127
8	17	40	16	16	163
10	20	45	19	18	184

118

圆形绳夹

Wire Rope Clamp Ring
丸型クリップ
Drahtseil-Klemmring

AISI304/AISI316

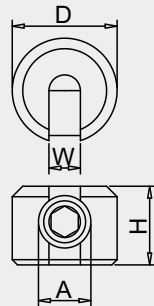


RopeΦ	A	B	E
mm	mm	mm	mm
2	15	10	2
3	15	10	3
4	15	10	4
5	20	10	5
6	20	10	6



一字绳夹 AISI304/AISI316

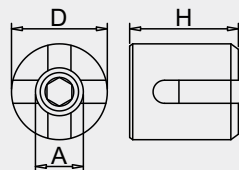
119 Wire Rope Clamp
シングルクリップ
Drahtseil-klemme



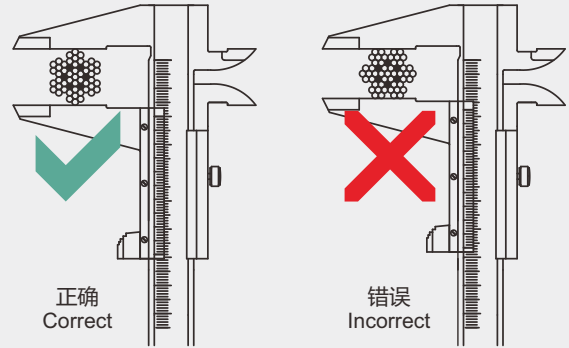
RopeΦ	A	H	D	W
mm	mm	mm	mm	mm
2	M4	8	10	2.3
3	M8	12	15	3.3
4	M8	12	15	4.3
5	M10	15	20	5.3
6	M10	15	20	6.3

十字绳夹 AISI304/AISI316

120 Wire Rope Cross Clamp
クロスクリップ
Drahtseil-Kreuzklemme



RopeΦ	A	H	D
mm	mm	mm	mm
2	M10	18	17
3	M10	19	17
4	M12	21	20
5	M12	23	20
6	M12	25	20



正确
Correct


错误
Incorrect

121

钢丝绳 7 x 19

Wire Rope 7 x 19
ワイヤーロープ 7 x 19
Drahtseil 7 x 19

AISI304/AISI316




Diameter	BL	WT
mm	kg	kg/100m
1	66	0.410
1.5	157	0.923
2	265	1.630
2.5	402	2.550
3	530	3.680
4	940	6.530
5	1470	10.210
6	2880	14.500
8	3760	26.140
10	5210	40.840
12	7500	58.810
14	10200	80.050
16	13300	103.000
20	20800	160.000

122

钢丝绳 7 x 7

Wire Rope 7 x 7
ワイヤーロープ 7 x 7
Drahtseil 7 x 7

AISI304/AISI316



Diameter	BL	WT
mm	kg	kg/100m
1	63	0.410
1.5	148	0.920
2	294	1.630
2.5	440	2.550
3	571	3.680
4	1020	6.450
5	1590	10.200
6	2290	14.500
8	4250	26.100
10	5630	40.540
12	8110	58.210


123

钢丝绳 1 x 19

AISI304/AISI316

Wire Rope 1 x 19
ワイヤーロープ 1 x 19
Drahtseil 1 x 19

Diameter	BL	WT
mm	kg	kg/100m
1	80	0.500
1.5	180	1.140
2	330	2.000
2.5	510	3.130
3	740	1.500
4	1300	8.000
5	2000	12.500
6	2900	18.000
8	5200	32.100
10	8200	50.000
12	11900	72.000



工字轮包装

Packed with Reel



线圈捆扎

Packed in Coil



彩色裹塑

PVC Coated



钢丝绳系统

Wire Rope System



We offer more choices of wire rope end fittings

We could make up wire rope assemblies according to your requirements, just contact us and let us know your idea.

我们提供丰富多样的不锈钢钢丝绳终端配件

品种丰富的索具配件和充足的库存，我们可根据您的要求生产出全规格的不锈钢成品索具。为您的项目提供最合理的解决方案。

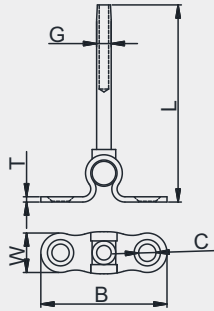
124

平面抱紧摆头接线器

Wall Mounting Toggle Terminal
自在パッドターミナル
Toggle Terminal zur Wandbefest

AISI304/AISI316

RopeΦ	L	G	T	B	W	C
inch	inch	inch	inch	inch	inch	inch
1/8	2.93	.218	.08	1.87	.59	.26
3/16	2.85	.295	.08	1.87	.59	.26



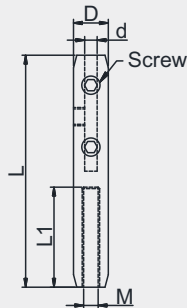
125

直杆内丝接线器带顶丝

Terminal with Screws
ターミナル止めねじ付
Schraubterminal mit Innengewinde

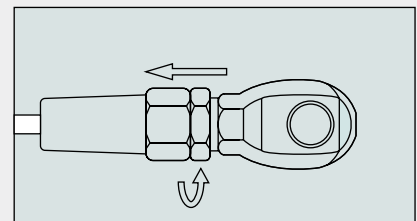
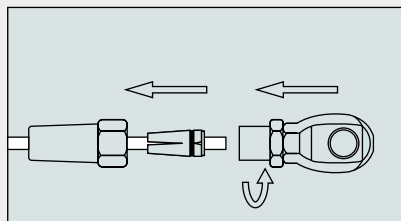
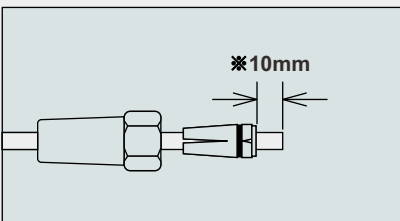
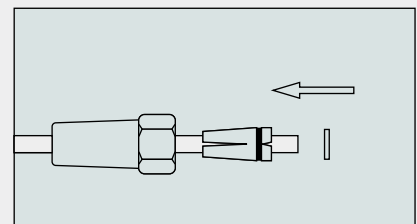
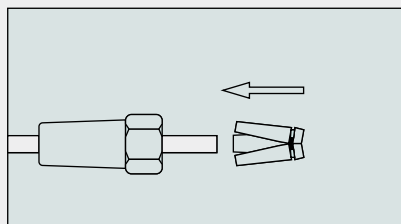
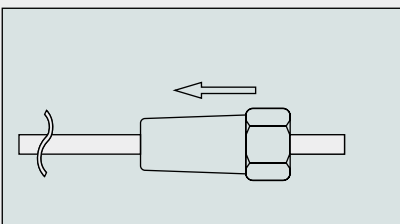
AISI304/AISI316

RopeΦ	L	D	d	L1	M	Screw
mm	mm	mm	mm	mm	mm	mm
3	80	12	3.4	40	M6	M6
4	80	12	4.3	40	M6	M6
5	80	12	5.3	40	M6	M6



免压制快速接头
Quick Attach Terminals

Item #126 #127 #128 for ropeΦ size from 3mm to 16mm

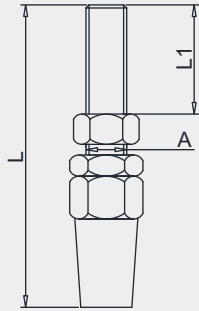


126

直杆快速接头

Quick Attach Thread Terminal
ロックターミナルボルト
Montagegewindeterminale

AISI304/AISI316



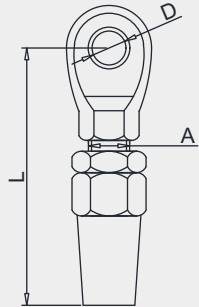
RopeΦ	A	L	L1
mm	mm	mm	mm
3	M6	86	47
4	M6	92	47
5	M8	111	57
6	M10	128	63
8	M12	162	80
10	M16	190	100
12	M20	227	120
14	M22	264	140
16	M24	308	170

127

眼型快速接头

Quick Attach Eye Terminal
ロックターミナルアイ
Montageaugterminal

AISI304/AISI316



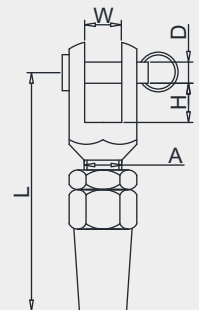
RopeΦ	A	L	ΦD	Thickness
mm	mm	mm	mm	mm
3	M6	50	6.3	5.5
4	M6	58	8.8	7
5	M8	70	10.3	8
6	M10	84	13	9
8	M12	103	14.5	10
10	M16	116	16.2	13
12	M20	137	19.5	15
14	M22	160	22	18
16	M24	170	25	20

128

叉型快速接头

Quick Attach Fork Terminal
ロックターミナルフォーク
Montagegabelterminal

AISI304/AISI316



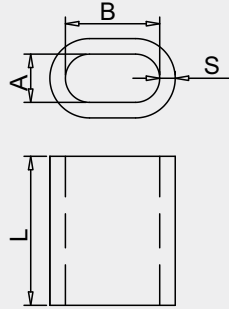
RopeΦ	A	W	ΦD	H	L
mm	mm	mm	mm	mm	mm
3	M6	6	6	8	55
4	M6	8	8	8	62
5	M8	10	10	10	74
6	M10	12	12	12	89
8	M12	14	14	14	108
10	M16	16	16	16	123
12	M20	18	19	16	143
14	M22	21	22	19	165
16	M24	23	25	22	187

129

美式椭圆形铝套

US Oval Aluminum Ferrule
米式オーバルアルミクランプ管
Oval Aluminium-Pressklemme

Aluminum



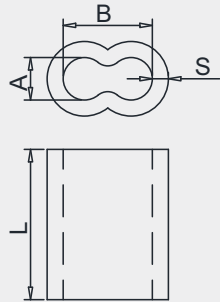
RopeΦ	A	B	S	L	WT
inch	mm	mm	mm	mm	kg/1000PCS
1/4	7.54	15.08	3.18	25.4	10.400
5/16	9.52	19.05	3.57	30.54	19.500
3/8	11.11	21.43	3.97	34.93	24.000
7/16	12.70	25.40	5.16	43.67	49.900
1/2	15.08	29.77	5.76	49.21	74.800
9/16	18.26	34.92	6.55	56.36	99.700
5/8	19.05	38.10	7.54	63.50	145.000
3/4	21.03	42.86	8.74	73.03	236.000
7/8	24.21	47.62	9.53	76.20	304.000
1	27.78	53.37	12.60	95.25	567.000
1-1/8	32.54	65.09	13.10	108.74	780.000
1-1/4	35.72	70.64	13.90	112.71	970.000
1-1/2	42.07	83.74	18.46	140.89	1768.000

130

美式8字形铝套

US 8-Shape Aluminum Ferrule
米式8型アルミクランプ管
8-Aluminium-Pressklemme

Aluminum



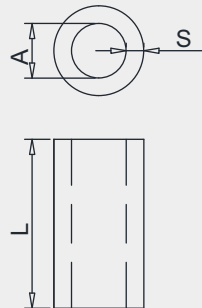
RopeΦ	A	B	S	L	WT
inch	mm	mm	mm	mm	kg
3/64	1.59	3.18	1.01	9.5	0.276
1/16	1.98	3.97	1.22	9.5	0.433
5/64	2.38	4.76	1.57	9.5	0.645
3/32	3.18	6.35	1.98	12.7	1.450
1/8	3.97	7.94	2.38	15.8	2.700
5/32	4.76	9.53	2.38	17.4	3.670
3/16	5.56	11.11	2.80	25.4	7.180
7/32	6.35	12.70	3.15	26.9	10.000
1/4	7.14	14.29	3.15	28.5	11.760
9/32	7.94	15.88	3.15	30.1	13.620
5/16	9.53	19.05	3.58	31.7	20.940
3/8	11.11	22.23	3.58	36.5	28.180
7/16	12.70	25.40	5.55	42.8	52.000
1/2	14.29	28.58	6.36	50.8	80.150
9/16	15.88	31.75	6.36	53.9	99.880
5/8	17.46	34.93	7.14	63.5	139.780

131

美式圆形铝套

Aluminum Stop Sleeve
米式丸型アルミクランプ管
Aluminium-Pressklemme

Aluminum



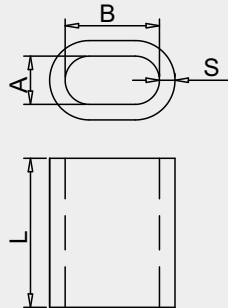
RopeΦ	A	S	L	WT
inch	mm	mm	mm	kg/1000PCS
3/64	1.54	1.43	4.16	0.236
1/16	1.92	2.22	4.16	0.278
5/64	2.38	1.99	4.16	0.282
3/32	2.90	2.91	7.95	1.050
1/8	3.86	2.43	7.95	0.949
5/32	4.70	3.21	8.73	1.760
3/16	5.54	2.79	8.73	1.690
7/32	6.35	2.38	8.73	1.500
1/4	7.20	5.13	17.46	9.070
5/16	9.53	3.97	17.46	7.460
3/8	11.13	3.17	17.46	6.580
1/2	14.28	6.35	26.98	30.320
9/16	15.88	6.36	31.75	38.520
5/8	17.46	7.15	31.75	47.880

132

椭圆形铜套

Oval Copper Ferrule
オーバル銅クランプ管
Oval Kupfer-Pressklemme

Copper



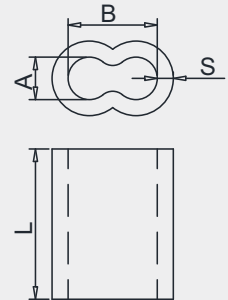
RopeΦ	A	B	S	L	WT
mm	mm	mm	mm	mm	kg/1000PCS
1	1.2	2.4	0.65	5	0.320
1.5	1.7	3.4	0.75	6	0.720
2	2.2	4.4	0.85	7	0.820
2.5	2.7	5.4	1.05	9	1.700
3	3.3	6.6	1.25	11	2.900
4	4.4	8.8	1.7	14	6.200
5	5.5	11	2.1	18	12.200
6	6.6	13.2	2.5	21	20.000
8	8.8	17.6	3.3	28	47.000
10	10.9	21.8	4.1	35	90.000
12	13.2	26.4	4.9	42	158.000
14	15.3	30.6	5.8	49	243.000
16	17.5	35	6.7	56	366.000
18	19.6	39.2	7.6	63	529.000

133

8字形铜套

8-Shape Copper Ferrule
8型銅クランプ管
8-Kupfer-Pressklemme

Copper



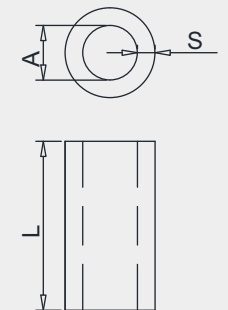
RopeΦ	A	B	S	L	WT
inch	mm	mm	mm	mm	kg/1000PCS
3/64	1.59	3.18	1	9.5	1.120
1/16	2.06	4.05	1.2	9.7	1.430
5/64	2.45	4.85	1.5	10.7	2.610
3/32	3.35	6.55	1.8	11.5	4.390
1/8	3.97	8.33	2.2	14.3	8.200
5/32	4.8	9.55	2.4	15.9	11.070
3/16	5.64	11.2	2.7	22.2	20.630
7/32	6.6	13	2.7	22.2	22.580
1/4	7.42	14.65	3.1	28.4	38.320
5/16	9.58	18.35	3.9	28.4	60.590
3/8	11.15	21.5	3.5	38.1	81.720
7/16	12.7	25.4	4.2	42.8	129.000
1/2	15.1	28.2	4.7	47.6	183.050

134

8字形铜套

Copper Stop Sleeve
丸型銅クランプ管
Kupfer-Pressklemme

Copper



RopeΦ	A	S	L	WT
inch	mm	mm	mm	kg/1000PCS
3/64	1.59	1.39	5.56	0.670
1/16	1.98	1.59	5.56	0.960
3/32	2.78	2.78	8.33	3.900
1/8	3.97	2.18	8.33	3.300
5/32	4.76	2.98	8.33	6.500
3/16	5.56	2.58	8.33	6.200
7/32	6.35	2.19	15.88	8.500
1/4	7.14	4.77	17.46	32.000
5/16	9.53	3.57	17.46	29.000

135

带剪断接线器手动压钳
Hand Swage Tool for Terminals with Cable Cutter



Hole	Swage Size	
	ø inch	
①	1/8"	
②	3/16"	

* For stainless terminals only
* Cuts up to 3/16" (5mm)

高效压制
More Efficient



136

带剪断手动压钳
Hand Swage Tool with Cable Cutter



Hole	Swage Size	
	ø mm	ø inch
①	1.20	3/64
	1.58	1/16
②	2.00	5/64
	2.38-2.5	3/32
③	2.78	7/64
	3.0-3.17	1/8
④	3.50	-

* Cuts up to 1/8" (3.5mm)

137

加长手动压钳
Long Hand Swage Tool



Hole	Swage Size	
	ø mm	ø inch
①	1.58	1/16
	2.00	5/64
②	2.50	3/32
	2.80	7/64
③	3.17	1/8
	3.50	-
④	4.00	5/32
⑤	5.00	3/16

138

钢丝绳剪CWR35
Cable Cutter CRW35



Cuts up to 1/8" (3.5mm)

139

钢丝绳剪CWR60
Cable Cutter CRW60



Cuts up to 1/4" (6mm)

140

长柄钢丝绳剪
Long Handle Cable Cutter



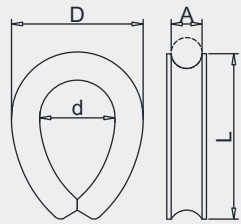
Cuts up to 9/16" (14mm)

141

日式A型套环

JIS A Type Thimble
A型シンブル
JIS A-Typ Kausche

AISI304/AISI316



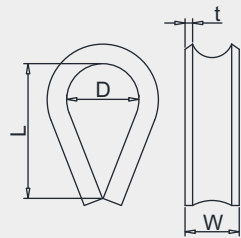
Rope(ΦA)	d	D	L
mm	mm	mm	mm
6	16	28	36
8	22	38	48
9	25	42	52
10	28	47	60
12	34	56	69
14	38	63	79
16	44	75	92
18	48	78	100
20	54	89	112
22	60	99	122
24	65	109	136

142

纤维绳套环

Fibre Rope Course
纖維ローブ専用コース
Faserseil Kausche

AISI304/AISI316



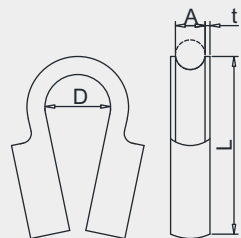
RopeΦ	D	t	W	L
mm	mm	mm	mm	mm
9	14	2.5	14	28
12	24	2.5	18	47
16	30	2.5	21	50
19	33	3	25	59
22	39	3	26	70
25	50	4	33	82
30	55	5	41	86

143

管式套环

Tubular Thimble
パイプ式シンブル
Rohrförmig Kausche

AISI304/AISI316



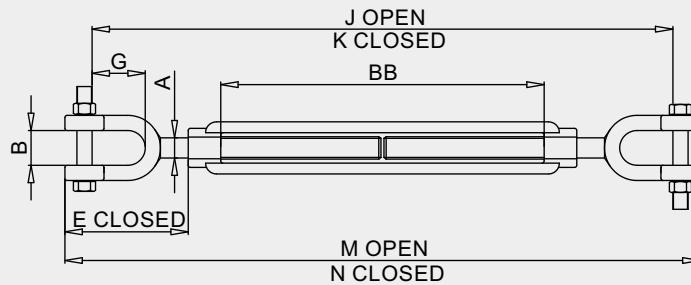
Size(A)	D	t	L
mm	mm	mm	mm
6	16	1.5	43
8	17	1.5	48
10	20	1.9	60
12	22	1.9	70
15	25	2.1	82

201

美式花篮螺丝叉叉型

AISI304/AISI316

US Type Turnbuckle Fork and Fork
 米式ターンバックルフォーク&フォーク
 US-Typ Spannschloss Gabel-Gabel



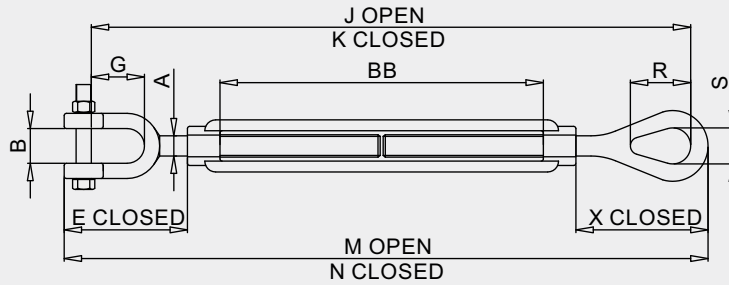
Size	A	B	E	G	J	K	M	N	BB	WLL	WT
inch	inch	inch	inch	inch	inch	inch	inch	inch	inch	lbs	lbs
1/4×4	.25	.41	1.58	.62	10.90	6.90	11.90	7.90	4.00	500	.36
5/16×4-1/2	.31	.47	1.98	.87	12.36	8.36	13.90	9.40	4.50	800	.52
3/8×6	.38	.50	2.12	.87	16.14	10.14	17.38	11.38	6.00	1200	.81
1/2×6	.50	.63	2.75	1.06	17.50	11.50	19.00	13.00	6.00	2200	1.50
1/2×9	.50	.63	2.75	1.06	23.50	14.50	25.00	16.00	9.00	2200	1.74
1/2×12	.50	.63	2.75	1.06	29.50	17.50	31.00	19.00	12.00	2200	2.46
5/8×6	.63	.75	3.50	1.31	18.80	12.80	20.88	14.88	6.00	3500	2.72
5/8×9	.63	.75	3.50	1.31	24.80	15.80	26.88	17.88	9.00	3500	3.24
5/8×12	.63	.75	3.50	1.31	30.80	18.80	32.88	20.88	12.00	3500	3.74
3/4×6	.75	.94	4.18	1.50	20.00	14.00	22.60	16.60	6.00	5200	4.11
3/4×9	.75	.94	4.18	1.50	26.00	17.00	28.60	19.60	9.00	5200	5.10
3/4×12	.75	.94	4.18	1.50	32.00	20.00	34.60	22.60	12.00	5200	5.65
3/4×18	.75	.94	4.18	1.50	44.00	26.00	46.60	28.60	18.00	5200	7.00
7/8×12	.88	1.13	4.85	1.75	33.36	21.36	36.32	24.32	12.00	7200	8.17
7/8×18	.88	1.13	4.85	1.75	43.36	27.36	48.32	30.32	18.00	7200	9.96
1×6	1.00	1.19	5.53	2.06	22.72	16.72	26.06	20.06	6.00	10000	8.56
1×12	1.00	1.19	5.53	2.06	34.72	22.72	38.06	26.06	12.00	10000	12.00
1×18	1.00	1.19	5.53	2.06	46.72	28.72	50.06	32.06	18.00	10000	14.00
1×24	1.00	1.19	5.53	2.06	58.72	34.72	62.06	38.06	24.00	10000	17.00
1-1/4×12	1.25	1.75	7.21	2.81	37.34	25.34	41.54	29.54	12.00	15200	21.50
1-1/4×18	1.25	1.75	7.21	2.81	49.34	31.34	53.54	35.54	18.00	15200	24.25
1-1/4×24	1.25	1.75	7.21	2.81	61.34	37.34	65.54	41.54	24.00	15200	28.00
1-1/2×12	1.50	2.06	7.88	2.81	38.50	26.50	43.50	31.50	12.00	21400	30.50
1-1/2×18	1.50	2.06	7.88	2.81	50.50	32.50	55.50	37.50	18.00	21400	36.75
1-1/2×24	1.50	2.06	7.88	2.81	62.50	38.50	67.50	43.50	24.00	21400	40.67
1-3/4×18	1.75	2.38	9.40	3.38	53.38	35.38	59.18	41.18	18.00	28000	55.04
1-3/4×24	1.75	2.38	9.40	3.38	65.38	41.38	71.18	47.18	24.00	28000	63.36
2×24	2.00	2.50	11.86	3.69	69.54	45.54	76.72	52.12	24.00	37000	94.25
2-1/2×24	2.50	2.88	13.56	4.44	72.98	48.98	82.18	58.18	24.00	60000	165.00
2-3/4×24	2.75	3.50	15.22	4.19	74.75	50.75	85.50	61.50	24.00	75000	198.00

202

美式花篮螺丝圈叉型

AISI304/AISI316

US Type Turnbuckle Eye and Fork
米式ターンバックルアイ&フォーク
US-Typ Spannschloss Öse-Gabel



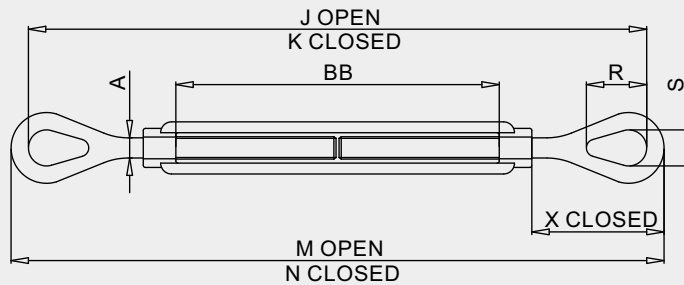
Size	A	B	E	G	J	K	M	N	BB	R	S	X	WLL	WT
inch	inch	inch	inch	inch	inch	inch	inch	inch	inch	inch	inch	inch	lbs	lbs
1/4×4	.25	.41	1.58	.62	11.35	7.35	12.07	8.07	4.00	.78	.34	1.75	500	.32
5/16×4-1/2	.31	.47	1.98	.87	13.71	8.71	14.01	9.51	4.50	.94	.44	2.09	800	.47
3/8×6	.38	.50	2.12	.87	16.81	10.81	17.77	11.77	6.00	1.12	.53	2.52	1200	.76
1/2×6	.50	.63	2.75	1.06	18.29	12.29	19.48	13.48	6.00	1.44	.72	3.23	2200	1.53
1/2×9	.50	.63	2.75	1.06	24.29	15.29	25.48	16.48	9.00	1.44	.72	3.23	2200	1.71
1/2×12	.50	.63	2.75	1.06	30.29	18.29	31.48	19.48	12.00	1.44	.72	3.23	2200	2.06
5/8×6	.63	.75	3.50	1.31	19.74	13.74	21.28	15.28	6.00	1.75	.88	3.90	3500	2.35
5/8×9	.63	.75	3.50	1.31	25.74	16.74	27.28	18.28	9.00	1.75	.88	3.90	3500	3.06
5/8×12	.63	.75	3.50	1.31	31.74	19.74	33.28	21.28	12.00	1.75	.88	3.90	3500	3.78
3/4×6	.75	.94	4.18	1.50	21.19	15.19	13.11	17.11	6.00	2.09	1.00	4.69	5200	4.00
3/4×9	.75	.94	4.18	1.50	27.19	18.19	29.11	20.11	9.00	2.09	1.00	4.69	5200	4.75
3/4×12	.75	.94	4.18	1.50	33.19	21.19	35.11	23.11	12.00	2.09	1.00	4.69	5200	5.36
3/4×18	.75	.94	4.18	1.50	45.19	27.19	47.11	29.11	18.00	2.09	1.00	4.69	5200	7.00
7/8×12	.88	1.13	4.85	1.75	34.34	22.34	36.57	24.57	12.00	2.38	1.25	5.10	7200	8.00
7/8×18	.88	1.13	4.85	1.75	46.34	28.34	48.57	30.57	18.00	2.38	1.25	5.10	7200	9.75
1×6	1.00	1.19	5.53	2.06	24.34	18.34	26.89	20.89	6.00	3.00	1.44	6.36	10000	8.92
1×12	1.00	1.19	5.53	2.06	36.34	24.34	38.89	26.89	12.00	3.00	1.44	6.36	10000	11.20
1×18	1.00	1.19	5.53	2.06	48.34	30.34	50.89	32.89	18.00	3.00	1.44	6.36	10000	13.30
1×24	1.00	1.19	5.53	2.06	60.34	36.34	62.89	38.89	24.00	3.00	1.44	6.36	10000	17.00
1-1/4×12	1.25	1.75	7.21	2.81	38.82	26.82	42.05	30.05	12.00	3.56	1.81	7.72	15200	20.00
1-1/4×18	1.25	1.75	7.21	2.81	50.82	32.82	54.05	36.05	18.00	3.56	1.81	7.72	15200	24.18
1-1/4×24	1.25	1.75	7.21	2.81	62.82	38.82	66.05	42.05	24.00	3.56	1.81	7.72	15200	28.50
1-1/2×12	1.50	2.06	7.88	2.81	40.50	28.50	44.25	32.25	12.00	4.06	2.12	8.62	21400	28.99
1-1/2×18	1.50	2.06	7.88	2.81	52.50	34.50	56.25	38.25	18.00	4.06	2.12	8.62	21400	35.00
1-1/2×24	1.50	2.06	7.88	2.81	64.50	40.50	68.25	44.25	24.00	4.06	2.12	8.62	21400	39.18
1-3/4×18	1.75	2.38	9.40	3.38	55.38	37.38	59.78	41.78	18.00	4.62	2.38	10.00	28000	53.75
1-3/4×24	1.75	2.38	9.40	3.38	67.38	43.38	71.78	47.78	24.00	4.62	2.38	10.00	28000	60.68
2×24	2.00	2.50	11.86	3.69	72.62	48.62	77.95	53.95	24.00	5.75	2.69	13.09	37000	89.00
2-1/2×24	2.50	2.88	13.56	4.44	75.80	51.80	82.40	58.40	24.00	6.50	3.12	13.78	60000	150.00
2-3/4×24	2.75	3.50	15.22	4.19	77.88	53.88	85.50	61.50	24.00	7.00	3.25	15.22	75000	183.00

203

美式花篮螺丝圈圈型

AISI304/AISI316

US Type Turnbuckle Eye and Eye
 米式ターnbuckleアイ&アイ
 US-Typ Spannschloss Öse-Gabel



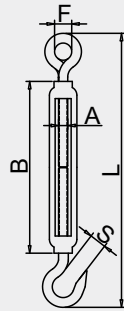
Size	A	J	K	M	N	BB	R	S	X	WLL	WT
inch	inch	inch	inch	inch	inch	inch	inch	inch	inch	lbs	lbs
1/4×4	.25	11.35	7.35	12.07	8.07	4.00	.78	.34	1.75	500	.32
5/16×4-1/2	.31	13.71	8.71	14.01	9.51	4.50	.94	.44	2.09	800	.47
3/8×6	.38	16.81	10.81	17.77	11.77	6.00	1.12	.53	2.52	1200	.76
1/2×6	.50	18.29	12.29	19.48	13.48	6.00	1.44	.72	3.23	2200	1.53
1/2×9	.50	24.29	15.29	25.48	16.48	9.00	1.44	.72	3.23	2200	1.71
1/2×12	.50	30.29	18.29	31.48	19.48	12.00	1.44	.72	3.23	2200	2.06
5/8×6	.63	19.74	13.74	21.28	15.28	6.00	1.75	.88	3.90	3500	2.35
5/8×9	.63	25.74	16.74	27.28	18.28	9.00	1.75	.88	3.90	3500	3.06
5/8×12	.63	31.74	19.74	33.28	21.28	12.00	1.75	.88	3.90	3500	3.78
3/4×6	.75	21.19	15.19	13.11	17.11	6.00	2.09	1.00	4.69	5200	4.00
3/4×9	.75	27.19	18.19	29.11	20.11	9.00	2.09	1.00	4.69	5200	4.75
3/4×12	.75	33.19	21.19	35.11	23.11	12.00	2.09	1.00	4.69	5200	5.36
3/4×18	.75	45.19	27.19	47.11	29.11	18.00	2.09	1.00	4.69	5200	7.00
7/8×12	.88	34.34	22.34	36.57	24.57	12.00	2.38	1.25	5.10	7200	8.00
7/8×18	.88	46.34	28.34	48.57	30.57	18.00	2.38	1.25	5.10	7200	9.75
1×6	1.00	24.34	18.34	26.89	20.89	6.00	3.00	1.44	6.36	10000	8.92
1×12	1.00	36.34	24.34	38.89	26.89	12.00	3.00	1.44	6.36	10000	11.20
1×18	1.00	48.34	30.34	50.89	32.89	18.00	3.00	1.44	6.36	10000	13.30
1×24	1.00	60.34	36.34	62.89	38.89	24.00	3.00	1.44	6.36	10000	17.00
1-1/4×12	1.25	38.82	26.82	42.05	30.05	12.00	3.56	1.81	7.72	15200	20.00
1-1/4×18	1.25	50.82	32.82	54.05	36.05	18.00	3.56	1.81	7.72	15200	24.18
1-1/4×24	1.25	62.82	38.82	66.05	42.05	24.00	3.56	1.81	7.72	15200	28.50
1-1/2×12	1.50	40.50	28.50	44.25	32.25	12.00	4.06	2.12	8.62	21400	28.99
1-1/2×18	1.50	52.50	34.50	56.25	38.25	18.00	4.06	2.12	8.62	21400	35.00
1-1/2×24	1.50	64.50	40.50	68.25	44.25	24.00	4.06	2.12	8.62	21400	39.18
1-3/4×18	1.75	55.38	37.38	59.78	41.78	18.00	4.62	2.38	10.00	28000	53.75
1-3/4×24	1.75	67.38	43.38	71.78	47.78	24.00	4.62	2.38	10.00	28000	60.68
2×24	2.00	72.62	48.62	77.95	53.95	24.00	5.75	2.69	13.09	37000	89.00
2-1/2×24	2.50	75.80	51.80	82.40	58.40	24.00	6.50	3.12	13.78	60000	150.00
2-3/4×24	2.75	77.88	53.88	85.50	61.50	24.00	7.00	3.25	15.22	75000	183.00

204

欧式花篮螺丝钩环型

Turnbuckle Eye and Hook
ターンバックルアイ & フック
Spannschloss Öse-Haken

AISI304/AISI316



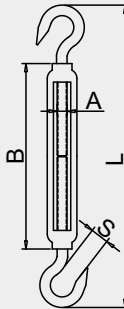
Size(A)	B	L	F	S	BL	WT
mm	mm	mm	mm	mm	kg	kg
M4	58	102	10	5	120	0.024
M5	72	122	11	7	200	0.041
M6	91	149	11	8	360	0.081
M8	121	195	15	9	800	0.148
M10	152	238	15	13	1200	0.278
M12	201	308	20	16	1500	0.506
M16	250	380	26	23	2400	1.120
M20	297	464	30	25	3200	2.004

205

欧式花篮螺丝双钩型

Turnbuckle Hook and Hook
ターンバックルフック & フック
Spannschloss Haken-Haken

AISI304/AISI316



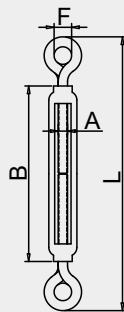
Size(A)	B	L	S	BL	WT
mm	mm	mm	mm	kg	kg
M4	58	102	5	120	0.024
M5	72	122	7	200	0.041
M6	91	149	8	360	0.081
M8	121	195	9	800	0.148
M10	152	238	13	1200	0.278
M12	201	308	16	1500	0.506
M16	250	380	23	2400	1.120
M20	297	464	25	3200	2.004

206

欧式花篮螺丝双环型

Turnbuckle Eye and Eye
ターンバックルアイ & アイ
Spannschloss Öse-Öse

AISI304/AISI316



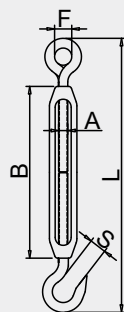
Size(A)	B	L	F	BL	WT
mm	mm	mm	mm	kg	kg
M4	58	102	10	480	0.024
M5	72	122	11	700	0.041
M6	91	149	11	1600	0.081
M8	121	195	15	2800	0.148
M10	152	238	15	4000	0.278
M12	201	308	20	5000	0.506
M16	250	380	26	6500	1.120
M20	297	464	30	9000	2.004

207

日式花篮螺丝钩环型

AISI304/AISI316

JIS Turnbuckle Eye and Hook
JIS ターンバックルアイ&フック
JIS Spannschloss Öse-Haken



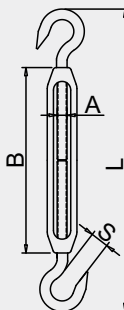
Size(A)	B	L	F	S	BL	WT
inch	mm	mm	mm	mm	kg	kg
W3/16	70	115	10	6	120	0.041
W1/4	90	145	10	9	360	0.095
W5/16	120	180	14	10	800	0.176
W3/8	150	230	15	13	1200	0.300
W1/2	200	290	19	17	1500	0.640

208

日式花篮螺丝双钩型

AISI304/AISI316

JIS Turnbuckle Hook and Hook
JIS ターンバックルフック&フック
JIS Spannschloss Haken-Haken



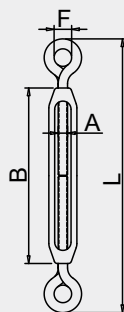
Size(A)	B	L	S	BL	WT
inch	mm	mm	mm	kg	kg
W3/16	70	115	6	120	0.041
W1/4	90	145	9	360	0.095
W5/16	120	180	10	800	0.176
W3/8	150	230	13	1200	0.300
W1/2	200	290	17	1500	0.640

209

日式花篮螺丝双环型

AISI304/AISI316

JIS Turnbuckle Eye and Eye
JIS ターンバックルアイ&アイ
JIS Spannschloss Öse-Öse



Size(A)	B	L	F	BL	WT
inch	mm	mm	mm	kg	kg
W3/16	70	115	10	500	0.041
W1/4	90	145	10	1600	0.095
W5/16	120	180	14	2800	0.176
W3/8	150	230	15	4000	0.300
W1/2	200	290	19	5000	0.640

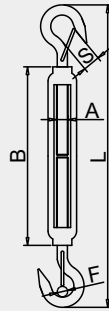
210

带弹簧双钩型花篮螺丝

AISI304/AISI316

Turnbuckle with Stopper
ターンバックル外れ止め付
Spannschloss mit Im Frühjahr

Size(A)	B	L	F	S	BL	WT
mm	mm	mm	mm	mm	kg	kg
M6	91	160	5	8	360	0.081
M8	121	200	5	10	800	0.150
M10	152	250	8	13	1200	0.280
M12	201	330	12	16	1500	0.510



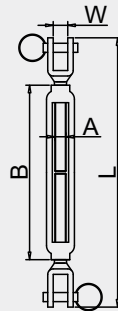
211

双叉型开体花篮螺丝

AISI304/AISI316

Turnbuckle Fork and Fork
枠式フォークターンバックル
Wantenspanner Gabel-Gabel

Size(A)	B	L	W	BL	WT
mm	mm	mm	mm	kg	kg
M5	72	120	9	700	0.060
M6	91	140	9	700	0.100
M8	121	180	10	1800	0.130
M10	152	215	10	2000	0.260
M12	201	280	11	3400	0.450
M16	250	350	14	6000	1.030
M20	297	430	23	8000	1.900

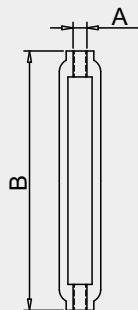


212

花篮体

Turnbuckle Sleeve
ターンバックル用枠
Spannschlossmutter ähnlich

AISI304/AISI316



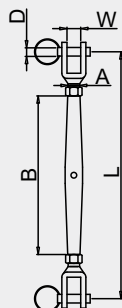
Size(A)	B	BL	WT
mm	mm	kg	kg
M4	58	120	0.014
M5	72	200	0.021
M6	91	360	0.046
M8	121	800	0.065
M10	152	1200	0.122
M12	201	1500	0.218
M16	250	2400	0.441
M20	297	3200	0.795

213

封闭花篮螺丝双叉型

Turnbuckle with Two Forks
ターンバックルフォック&フォック
Wantenspanner Gabel-Gabel

AISI304/AISI316



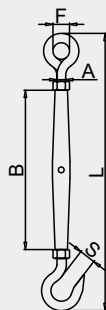
Size(A)	W	B	ΦD	L	BL	WT
mm	mm	mm	mm	mm	kg	kg
M5	9	80	5	122-180	800	0.048
M6	9	90	5	137-210	800	0.084
M8	10	110	6	155-250	1800	0.122
M10	11	120	8	178-275	2000	0.206
M12	11	150	10	225-340	3400	0.305
M16	15	190	14	280-450	6400	0.844
M20	24	220	15	350-525	8000	1.480

214

封闭花篮螺丝钩环型

Turnbuckle Eye and Hook
ターンバックルアイ&フック
Spannschloss Öse-Haken

AISI304/AISI316



Size(A)	B	L	F	S	BL
mm	mm	mm	mm	mm	kg
M5	80	140	11	7	200
M6	90	160	11	8	360
M8	110	198	15	9	800
M10	120	226	15	13	1200
M12	150	278	20	16	1500
M16	190	346	26	23	2400
M20	220	420	30	25	3200

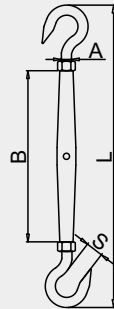


215

封闭花篮螺丝双钩型

Turnbuckle Hook and Hook
ターンバックルフック&フック
Spannschloss Haken-Haken

AISI304/AISI316



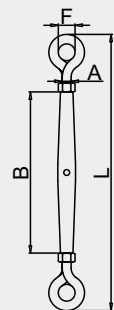
Size(A)	B	L	S	BL
mm	mm	mm	mm	kg
M5	80	140	7	200
M6	90	160	8	360
M8	110	198	9	800
M10	120	226	13	1200
M12	150	278	16	1500
M16	190	346	23	2400
M20	220	420	25	3200

216

封闭花篮螺丝双环型

Turnbuckle Eye and Eye
ターンバックルアイ&アイ
Spannschloss Öse-Öse

AISI304/AISI316



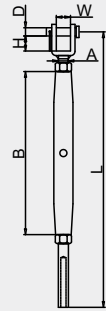
Size(A)	B	L	F	BL
mm	mm	mm	mm	kg
M5	80	140	11	700
M6	90	160	11	1600
M8	110	198	15	2800
M10	120	226	15	4000
M12	150	278	20	5000
M16	190	346	26	6500
M20	220	420	30	9000

217

封闭花篮接线器

Turnbuckle with Fork and Terminal
ターミナルターンバックル
Wantenspanner Gabel-Terminal

AISI304/AISI316



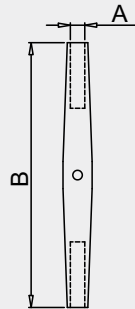
RopeΦ	A	B	D	W	H	L
mm	mm	mm	mm	mm	mm	mm
3	M6	90	5	9	9	170
4	M8	110	6	10	10	200
5	M10	120	8	11	10	230
6	M12	150	10	11	14	280
8	M16	190	12	15	18	340
10	M20	220	15	24	30	420

218

封闭花篮管

Turnbuckle Sleeve
ターンバックル用パイプ
Spannschlossmutter ähnlich

AISI304/AISI316



Size(A)	B	WT
mm	mm	kg
M5	80	0.011
M6	90	0.033
M8	110	0.046
M10	120	0.061
M12	150	0.087
M16	190	0.270
M20	220	0.396

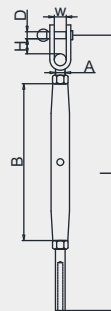


219

摆头接线花篮

Turnbuckle with Toggle and Terminal
自在ターミナルターンバックル
Wantenspanner Toggle-Terminal

AISI304/AISI316



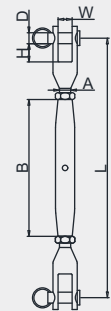
RopeΦ	A	B	D	W	H	L
mm	mm	mm	mm	mm	mm	mm
3	M6	95	6	7	15	180
4	M8	105	8	10	20	210
5	M10	125	9	12	25	250
6	M12	150	12	13	30	300
8	M16	190	16	17	40	390
10	M20	210	19	20	45	450

220

日式封闭花篮双叉型

JIS Turnbuckle with Two Forks
JISターンバックルフォック&フォック
JIS Wantenspanner Gabel-Gabel

AISI304/AISI316



Size(A)	B	D	W	H	L
mm	mm	mm	mm	mm	mm
M5	80	5	6.5	10	130-190
M6	95	6	7.5	10	155-225
M8	105	8	11	11	180-255
M10	125	9	12	14	210-300
M12	150	12	14	20	270-380
M14	170	12	15	22	295-415
M16	190	16	17	26	340-480

更多花篮组合
More Turnbuckles

Different combinations for a wide range of applications

221



日式船用花篮螺丝
JIS Type Turnbuckle for Marine

222



摆头眼板接线花篮
Wall Mounting Toggle & Terminal

223



快速接头接线花篮
Quick Attach & Fork

224



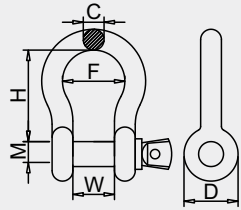
双接线花篮
Terminal & Terminal

301

美式弓型卸扣

US Type Bow Shackle
米式オタフクシャックル
US-Typ Schäkkel, Geschweift

AISI304/AISI316



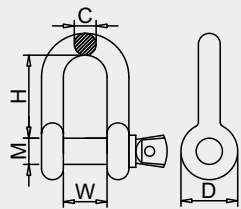
Size(C)	M	W	H	F	D	WLL	WT
inch	inch	inch	inch	inch	inch	tons	lbs
3/16	.25	.38	.88	.60	.56	1/3	.05
1/4	.31	.47	1.13	.78	.61	1/2	.12
5/16	.38	.53	1.22	.84	.75	3/4	.19
3/8	.44	.66	1.44	1.03	.91	1	.31
7/16	.50	.75	1.69	1.16	1.06	1-1/2	.38
1/2	.63	.81	1.88	1.31	1.19	2	.63
5/8	.75	1.06	2.38	1.69	1.50	3-1/4	1.38
3/4	.88	1.25	2.81	2.00	1.81	4-3/4	2.25
7/8	1.00	1.44	3.30	2.28	2.09	6-1/2	3.38
1	1.13	1.69	3.75	2.69	2.38	8-1/2	5.32
1-1/8	1.25	1.81	4.25	2.91	2.69	9-1/2	6.81
1-1/4	1.38	2.03	4.69	3.25	3.00	12	9.50
1-3/8	1.50	2.25	5.25	3.63	3.31	13-1/2	13.25
1-1/2	1.63	2.38	5.75	3.88	3.63	17	17.20
1-3/4	2.00	2.88	7.00	5.00	4.19	25	30.38
2	2.25	3.25	7.75	5.75	4.81	35	45.00
2-1/2	2.75	4.13	10.50	7.25	5.69	55	85.75

302

美式D型卸扣

US Type Dee Shackle
米式ネジシャックル
US-Typ Schäkkel

AISI304/AISI316



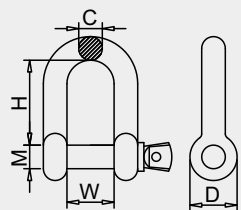
Size(C)	M	W	H	D	WLL	WT
inch	inch	inch	inch	inch	tons	lbs
3/16	.25	.38	.75	.56	1/3	.05
1/4	.31	.47	.88	.61	1/2	.11
5/16	.38	.53	1.03	.75	3/4	.17
3/8	.44	.66	1.25	.91	1	.24
7/16	.50	.75	1.44	1.06	1-1/2	.40
1/2	.62	.81	1.63	1.19	2	.59
5/8	.75	1.06	2.00	1.50	3-1/4	1.21
3/4	.88	1.25	2.38	1.81	4-3/4	2.25
7/8	1.00	1.44	2.81	2.09	6-1/2	3.16
1	1.13	1.69	3.19	2.38	8-1/2	4.75
1-1/8	1.25	1.81	3.58	2.69	9-1/2	6.75
1-1/4	1.38	2.03	3.94	3.00	12	9.06
1-3/8	1.50	2.25	4.38	3.31	13-1/2	11.63
1-1/2	1.62	2.38	4.81	3.63	17	15.95
1-3/4	2.00	2.88	5.75	4.19	25	26.75
2	2.25	3.25	6.75	4.81	35	42.31
2-1/2	2.75	4.13	8.00	5.69	55	71.75

303

D型卸扣

Dee Shackle
ネジシャックル
Schäkkel

AISI304/AISI316



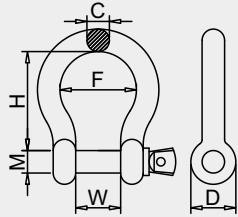
Size(M)	C	H	W	D	BL	WT
mm	mm	mm	mm	mm	kg	kg
M4	4	15	8	8	500	0.008
M5	5	16	10	10	800	0.014
M6	6	21	12	12	1100	0.025
M8	8	28	16	16	2000	0.057
M10	10	33	20	20	3200	0.109
M12	12	41	24	24	4400	0.181
M14	13.5	50	28	28	5600	0.296
M16	16	58	32	32	8000	0.439
M20	19	61	37	40	10000	0.728
M22	21	77	44	44	15000	1.181
M25	24	87	51	50	20000	1.741
M28	28	100	59	56	25000	2.408
M30	30	102	62	60	28000	3.131
M32	31	114	64	64	32000	3.630
M38	37	135	83	76	-	6.000
M42	41	142	88	85	-	8.350
M50	49	150	106	100	-	13.300

304

弓型卸扣

Bow Shackle
オタフクシャックル
Schäkel, Geschweif

AISI304/AISI316



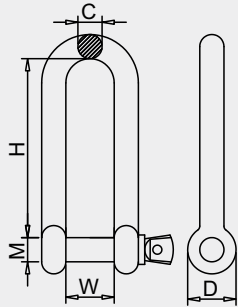
Size(M)	C	H	W	F	D	BL	WT
mm	mm	mm	mm	mm	mm	kg	kg
M4	4	16	8	12	8	500	0.010
M5	5	20	10	15	10	800	0.020
M6	6	24	12	18	12	1100	0.030
M8	8	32	16	24	16	2000	0.080
M10	10	40	20	30	20	3200	0.130
M12	12	48	24	36	24	4400	0.224
M14	14	56	28	42	28	5600	0.346
M16	16	64	32	48	32	8000	0.370
M20	20	80	40	60	40	10000	0.980
M22	22	88	44	66	44	15000	1.350
M25	25	100	51	75	50	20000	2.200

305

长D型卸扣

Long Dee Shackle
ロングネジシャックル
Schäkel, Lange Form

AISI304/AISI316



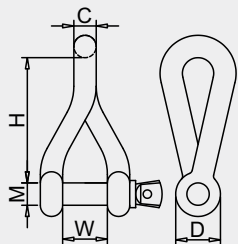
Size(M)	C	H	W	D	BL	WT
mm	mm	mm	mm	mm	kg	kg
M4	4	30	8	8	500	0.010
M5	5	37	10	10	800	0.018
M6	6	45	12	12	1100	0.025
M8	8	60	16	16	2000	0.095
M10	10	75	20	20	3200	0.180
M12	12	90	24	24	4400	0.270
M14	14	105	28	28	5600	0.380
M16	16	120	32	32	8000	0.640

306

扭体卸扣

Twisted Shackle
ヒネリシャックル
Schäkel, Gedrehte Form

AISI304/AISI316



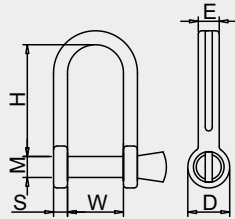
Size(M)	C	H	W	D	BL	WT
mm	mm	mm	mm	mm	kg	kg
M4	4	23	8	8	500	0.010
M5	5	28	10	10	800	0.020
M6	6	33	12	12	1100	0.030
M8	8	44	16	16	2000	0.070
M10	10	55	20	20	3200	0.130
M12	12	66	24	24	4400	0.230

307

板式D型卸扣

Flat Dee Shackle
板型シャックル
Flachschäkel

AISI304/AISI316



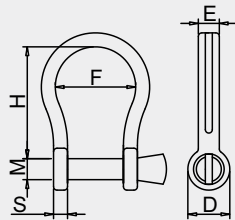
Size(M)	S	H	W	E	D
mm	mm	mm	mm	mm	mm
M4	1.5	17	10	6	9
M5	2	20	12	7	11
M6	3	24	15	8	12
M8	4	44	21	10	18

308

板式弓型卸扣

Flat Bow Shackle
板型オタフクシャックル
Flachschäkel, Geschweif

AISI304/AISI316



Size(M)	S	H	E	F	D
mm	mm	mm	mm	mm	mm
M4	1.5	15	5	9	8
M5	2	17	7	11	10
M6	3	23	8	16	12
M8	4	31	8	23	16
M10	5	40	11	25	20
M12	6	50	14	28	24

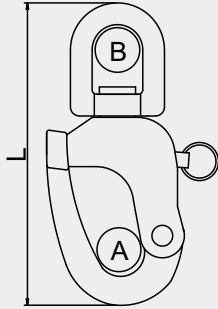


309

旋转环式弹簧卸扣

Swivel Snap Shackle with Eye
 スイベルスナップシャックル
 Schnappschäkel mit Wirbelauge

AISI304/AISI316



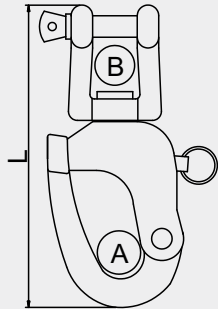
Size(L)	A	B	WLL
mm	mm	mm	kg
70	12	12	275
87	16	16	500
128	22	22	875

310

旋转叉式弹簧卸扣

Swivel Snap Shackle with Jaw
 スイベルスナップシャックル
 Schnappschäkel mit Wirbelgabel

AISI304/AISI316



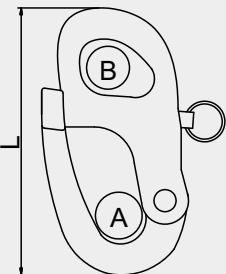
Size(L)	A	B	WLL
mm	mm	mm	kg
70	12	12	275
87	16	16	500
128	22	22	875

311

固定式弹簧卸扣

Snap Shackle with Fixed Eye
 固定スナップシャックル
 Schnappschäkel

AISI304/AISI316



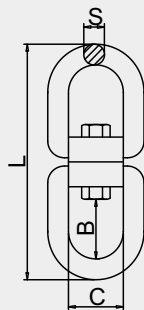
Size(L)	A	B	WLL
mm	mm	mm	kg
52	12	9	275
66	16	12	500
96	22	16	875

312

圈圈型旋转环

Swivel Eye and Eye
スイベルアイ & アイ
Wirbel, Auge-Auge

AISI304/AISI316



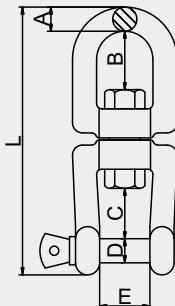
Size(ΦS)	B	C	L	BL	WT
mm	mm	mm	mm	kg	kg
5	13	13.5	60	650	0.033
6	15	15.5	65	1200	0.049
8	21	20	90	1900	0.122
10	26	24	115	3500	0.258
12	33	31	150	5000	0.485
16	43	39	188	8500	1.100
20	46	41	228	10000	2.300
22	52	47	254	11500	3.200
25	65	62	295	13000	4.900
28	76	70	340	16000	6.700
32	87	80	389	21000	9.800

313

圈叉型旋转环

Swivel Eye and Jaw
スイベルアイ & フォーク
Wirbel, Auge-Gabel

AISI304/AISI316



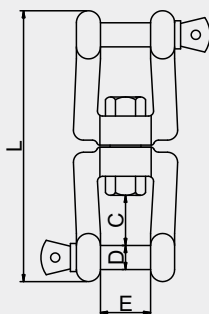
Size(ΦA)	B	C	D	E	L	BL	WT
mm	mm	mm	mm	mm	mm	kg	kg
6	15	11	6	12	66	1200	0.060
8	21	16	8	16	94	1900	0.150
10	26	22	10	20	118	3500	0.290
13	33	28	13	26	152	5000	0.600
16	45	37	16	32	188	8500	1.060
19	50	45	19	38	229	10000	1.880

314

叉叉型旋转环

Swivel Jaw and Jaw
スイベルフォーク & フォーク
Wirbel, Gabel-Gabel

AISI304/AISI316



Size(ΦA)	C	D	E	L	BL	WT
mm	mm	mm	mm	mm	kg	kg
6	11	6	12	66	1200	0.066
8	16	8	16	94	1900	0.170
10	22	10	20	118	3500	0.330
13	28	13	26	152	5000	0.670
16	37	16	32	188	8500	1.150
19	45	19	38	229	10000	2.080

咨询更多产品
Inquiry for More Items

Different combinations for a wide range of applications

315



带螺栓D形卸扣
D Shackle with Bolt

316



带螺栓弓形卸扣
Bow Shackle with Bolt

317



沉头销D型卸扣
D Shackle with Sink Pin

318



沉头销弓型卸扣
Bow Shackle with Sink Pin

319



带眼卸扣
Shackle with Eyelet

320



带眼保险卸扣
Safety Shackle with Eyelet

321



钥匙销卸扣
Key Pin Shackle

322



带横档钥匙销卸扣
Key Pin Shackle with Bar

323



绳用弹簧卸扣
Rope Snap Shackle

324



带平头销板式卸扣
Flat Shackle with Clevis Pin

325



枪式弹簧卸扣
Pelican Shackle

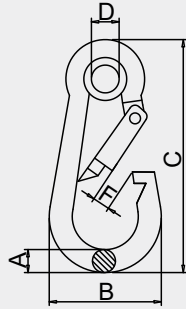


401

带圈弹簧钩DIN5299A

Snap Hook with Eyelet
スナップフック環付
Karabinerhaken mit Kausche

Steel/AISI304/AISI316



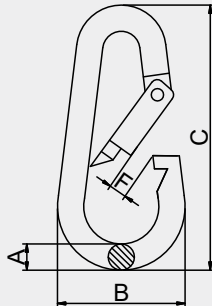
Size(ΦA)	B	C	D	F	BL	WT
mm	mm	mm	mm	mm	kg	kg
4	20	40	5	7	200	0.008
5	25	50	5	7	240	0.016
6	30	60	5	8	240	0.030
7	35	70	7	8	360	0.043
8	40	80	10	9	450	0.063
9	45	90	10	10	500	0.090
10	50	100	13	11	650	0.121
11	57	120	13	16	850	0.185
12	67	140	15	19	1000	0.260
13	74	160	17	25	1100	0.350
14	86	180	17	35	1200	0.470

402

梨形弹簧钩DIN5299B

Pear Shaped Snap Hook
ナス型スナップフック
Karabinerhaken DIN5299B

Steel/AISI304/AISI316



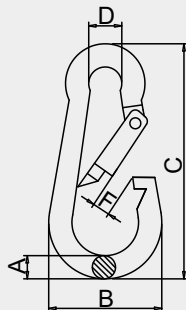
Size(ΦA)	B	C	F	BL	WT
mm	mm	mm	mm	kg	kg
5	25	50	7	240	0.017
6	30	60	8	240	0.025
7	35	70	8	360	0.044
8	40	80	9	450	0.066
9	45	90	10	500	0.093
10	50	100	11	650	0.130
11	57	120	16	850	0.185
12	67	140	19	1000	0.250

403

弹簧钩DIN5299C

Snap Hook DIN5299C
スナップフック
Karabinerhaken

Steel/AISI304/AISI316



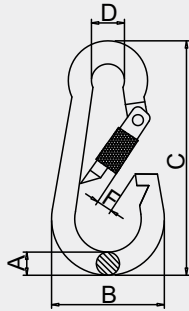
Size(ΦA)	B	C	D	F	BL	WT
mm	mm	mm	mm	mm	kg	kg
4	20	40	7	7	200	0.008
5	25	50	8	7	240	0.016
6	30	60	9	8	240	0.030
7	35	70	10	8	360	0.043
8	40	80	12	9	450	0.063
9	45	90	12	10	500	0.090
10	50	100	15	11	650	0.121
11	57	120	18	16	850	0.185
12	67	140	20	19	1000	0.260
13	74	160	22	25	1100	0.350
14	86	180	22	35	1200	0.470

404

带螺母弹簧钩DIN5299D

Steel/AISI304/AISI316

Snap Hook with Nut
スナップフックナット付
Karabinerhaken mit Mutter



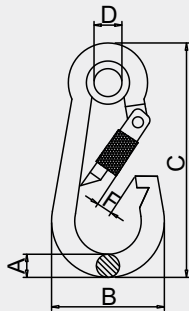
Size(ΦA)	B	C	D	F	BL	WT
mm	mm	mm	mm	mm	kg	kg
4	20	40	7	7	200	0.008
5	25	50	8	7	240	0.016
6	30	60	9	8	240	0.030
7	35	70	10	8	360	0.043
8	40	80	12	9	450	0.063
9	45	90	12	10	500	0.090
10	50	100	15	11	650	0.121
11	57	120	18	16	850	0.185
12	67	140	20	19	1000	0.260
13	74	160	22	25	1100	0.350
14	86	180	22	35	1200	0.470

405

带圈带螺母弹簧钩

Steel/AISI304/AISI316

Snap Hook with Eyelet and Nut
スナップフック環とナット付
Karabinerhaken mit mutter und Kausche



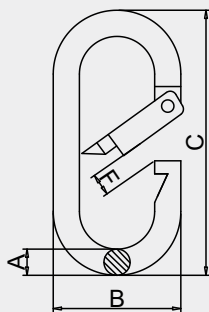
Size(ΦA)	B	C	D	F	BL	WT
mm	mm	mm	mm	mm	kg	kg
4	20	40	5	7	200	0.008
5	25	50	5	7	240	0.016
6	30	60	5	8	240	0.030
7	35	70	7	8	360	0.043
8	40	80	10	9	450	0.063
9	45	90	10	10	500	0.090
10	50	100	13	11	650	0.121
11	57	120	13	16	850	0.185
12	67	140	15	19	1000	0.260
13	74	160	17	25	1100	0.350
14	86	180	17	35	1200	0.470

406

跑道型弹簧钩

Steel/AISI304/AISI316

Straight Snap Hook
オーバルスナップフック
Oval Karabinerhaken



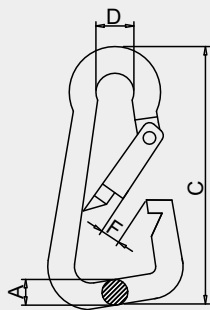
Size(ΦA)	B	C	F	BL	WT
mm	mm	mm	mm	kg	kg
5	25	50	9	240	0.017
6	30	60	11	240	0.025
8	40	80	13	450	0.057
10	50	100	16	650	0.135
11	58	120	21	850	0.185

407

斜三角型弹簧钩

Oblique Angle Snap Hook
斜角スナップフック
Karabinerhaken, Asymmetrisch

AISI304/AISI316



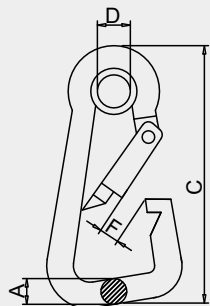
Size(ΦA)	C	D	F	BL	WT
mm	mm	mm	mm	kg	kg
5	50	8	9	240	0.015
6	60	9	10	240	0.028
8	80	12	13	450	0.060
10	100	15	18	650	0.130
11	120	15	24	850	0.190

408

斜三角型带环弹簧钩

Angle Snap Hook with Eyelet
斜角スナップフック環付
Karabinerhaken mit Kausche

AISI304/AISI316



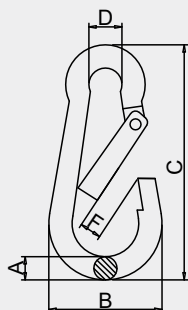
Size(ΦA)	C	D	F	BL	WT
mm	mm	mm	mm	kg	kg
5	50	5	9	240	0.018
6	60	5	10	240	0.030
8	80	10	13	450	0.070
10	100	13	18	650	0.140
11	120	13	24	850	0.200

409

长开口弹簧钩

Snap Hook with Wide Opening
口広スナップフック
Karabinerhaken

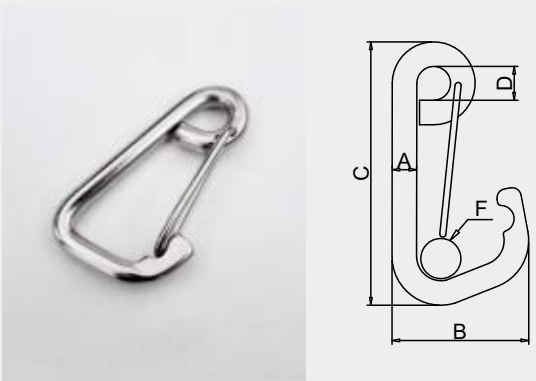
AISI304/AISI316



Size(ΦA)	B	C	D	F	BL	WT
mm	mm	mm	mm	mm	kg	kg
5	25	50	8	7	240	0.016
6	30	60	9	8	240	0.030
7	35	70	10	8	360	0.043
8	40	80	12	9	450	0.063
9	45	90	12	10	500	0.090
10	50	100	15	11	650	0.121
11	57	120	18	16	850	0.185
12	67	140	20	19	1000	0.260

410 平头简易弹簧钩 AISI304/AISI316

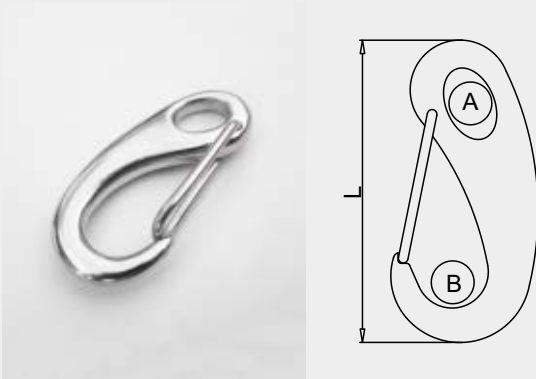
Delta Simple Snap Hook
デルタ簡単スナップフック
Karabinerhaken



Size(ΦA)	B	C	D	F	BL	WT
mm	mm	mm	mm	mm	kg	kg
5	28	50	-	10	-	-
6	35	60	9	12	240	0.030
8	46	80	11	17	450	0.070
10	58	100	15	23	650	0.135
12	70	120	18	28	1000	0.232
14	84	140	-	32	1200	-

411 蛋型弹簧钩 AISI304/AISI316

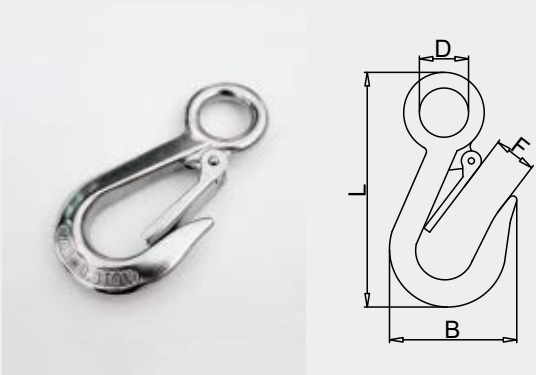
Egg Shaped Snap Hook
マガタマフック
Schnapphaken



Size(L)	A	B	BL	WT
mm	mm	mm	kg	kg
50	7	11	220	0.022
70	10	12	400	0.050
100	15	19	800	0.145

412 眼型货钩 AISI304/AISI316

Eye Hook
ライトフック
Trailerhaken



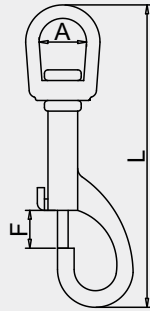
Size(D)	B	L	F	BL	WT
mm	mm	mm	mm	kg	kg
19	47	100	15	750	0.115
28	53	120	18	1000	0.170

413

单头钩

Single Hook
シングルフック
Wirbelkarabiner

AISI304/AISI316



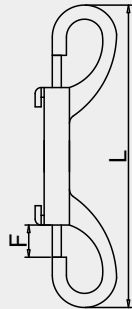
Size(L)	A	F
mm	mm	mm
53	10	7
67	12	7
76	12	8
82	16	10
91	19	10
94	25	10
107	28	12
113	32	12

414

双头钩

Double Hook
ダブルフック
Doppelkarabiner

AISI304/AISI316



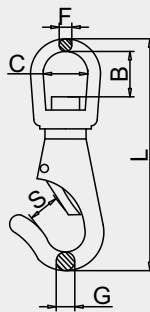
Size(L)	F
mm	mm
65	7
76	8
90	9
100	9
118	12

415

万向钩

Swivel Snap Hook
スイベルスナップフック
Augwirbelhaken

AISI304/AISI316



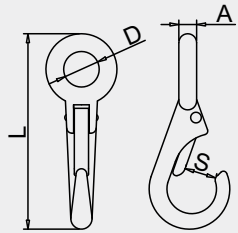
Size(ΦF)	L	C	B	ΦG	S	BL	WT
mm	mm	mm	mm	mm	mm	kg	kg
4(#0)	68	14	14	5	8	160	0.030
5(#1)	85	20	20	6	11	200	0.056
6(#2)	100	22	20	8	12	300	0.084
7(#3)	118	21	20	8	16	450	0.133

416

定向钩

Rigid Snap Hook
固定スナップフック
Starre Karabinerhaken

AISI304/AISI316



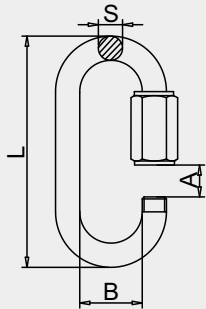
Size(A)	D	L	S	BL	WT
mm	mm	mm	mm	kg	kg
4	10	56	7	160	0.023
5	16	72	11	200	0.035
6	18	80	13	300	0.058
7	19	97	16	450	0.101

417

快速连接环

Quick Link
リングキャッチ
Schnellverschluss

Steel/AISI304/AISI316



Size(ΦS)	A	B	L	BL	WT
mm	mm	mm	mm	kg	kg
3.5	4.5	10	36.5	190	0.010
4	5.5	11	42	560	0.012
5	6.5	13	50	730	0.021
6	7.5	15	60	1000	0.037
7	8.5	16	65	1360	0.060
8	10.5	18	75	1750	0.080
9	11.5	17	82	2300	0.110
10	12.5	21	91	2600	0.140
12	14.5	24	107	2800	0.230
14	17	26	125	3200	0.370

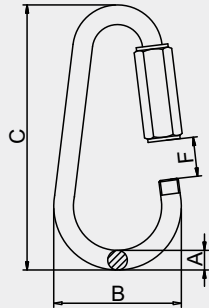


418

梨形快速接环

Pear Shaped Quick Link
ナス型リングキャッチ
Birnenförmig Schraubverbinder

AISI304/AISI316



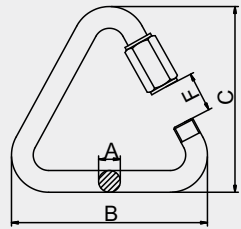
Size(ΦA)	B	C	F
mm	mm	mm	mm
3.5	27	52	9
4	32	60	11
5	37	70	12
6	43	81	14
8	51	100	17
9	57	108	19
10	63	117	20
12	76	141	23

419

三角形快速接环

Delta Shaped Quick Link
三角リングキャッチ
Delta-Schraubverbinder

AISI304/AISI316



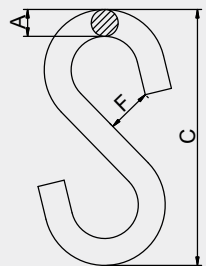
Size(ΦA)	B	C	F
mm	mm	mm	mm
3.5	31	37	5
5	40	47	6
6	47	56	7
8	56	73	10
10	66	87	12
12	75	104	15
14	86	122	19

420

S钩

S Hook
Sカン
S Haken

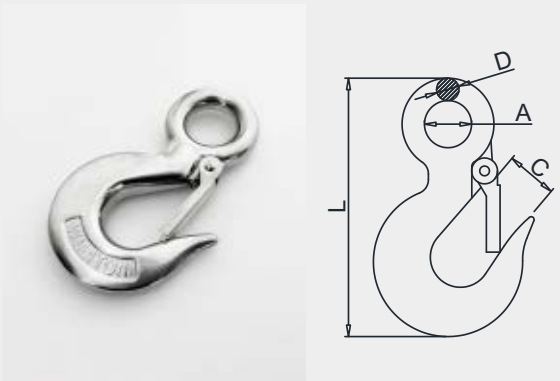
AISI304/AISI316



Size(ΦA)	C	F
mm	mm	mm
3	25	3
4	35	4
5	45	6
6	55	7
7	65	8
8	75	10
10	105	11
12	120	13

421 **重型货钩** AISI304/AISI316

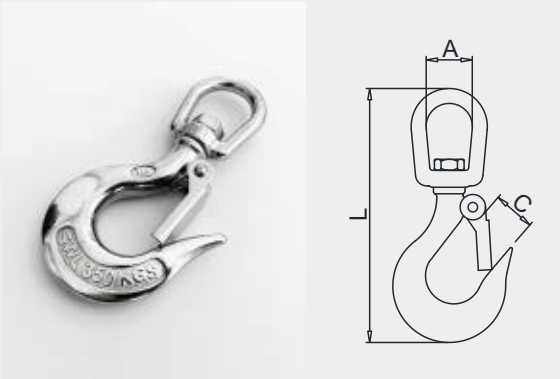
Crane Hook
重量フック
Trailerhaken



Size	A	C	D	L
tons	mm	mm	mm	mm
0.5	16.5	16	8	90
0.75	18.5	18.5	9	101.5
1.0	23	21	11	114.5
1.5	28	21.5	12	129.5
2.0	32	26	15	153
3.0	38	31.5	17.5	182.5

422 **圈式旋转货钩** AISI304/AISI316

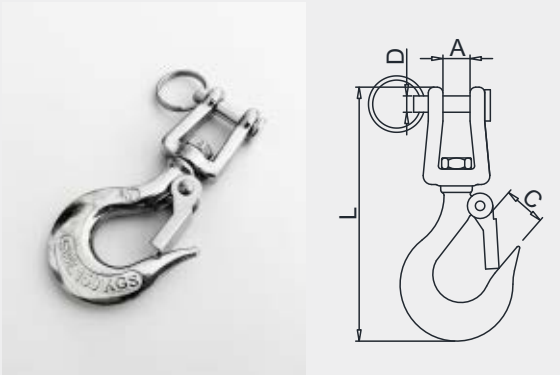
Swivel Eye Crane Hook
スイベルアイ重量フック
Trailerhaken mit Wirbelauge



Size	A	C	L
inch	mm	mm	mm
3/16	15.8	11	90
1/4	22	16.9	114
5/16	27	20.5	138
3/8	28.5	23.5	158
1/2	36	31	190

423 **叉式旋转货钩** AISI304/AISI316

Swivel Jaw Crane Hook
スイベルフォーク重量フック
Trailerhaken mit Wirbelgabel



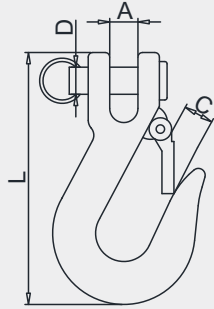
Size	A	C	D	L
inch	mm	mm	mm	mm
3/16	9.5	11	6	90
1/4	12.5	16.9	6	114
5/16	15	20.5	8	138
3/8	17.5	23	10	158
1/2	36	31	12	190

424

链条吊钩

Clevis Hook
チェーンフック
Kettenhaken

AISI304/AISI316



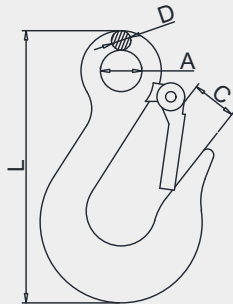
Size	L	A	C	D
inch	mm	mm	mm	mm
1/4	99	11	14.5	10
5/16	113.5	12.5	18.5	12
3/8	129.5	14.5	22	14
1/2	155.5	16.5	27	16

425

小眼货钩

Crane Hook with Small Eye
クレーンフック
Kranhaken

AISI304/AISI316



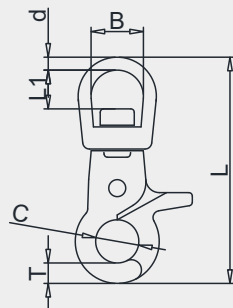
Size	L	A	C	D
inch	mm	mm	mm	mm
1/4	88	13	17	6.3
5/16	108	16	19	8
3/8	124	18	20	9.5
1/2	160	24	25	12.7

426

剪刀钩

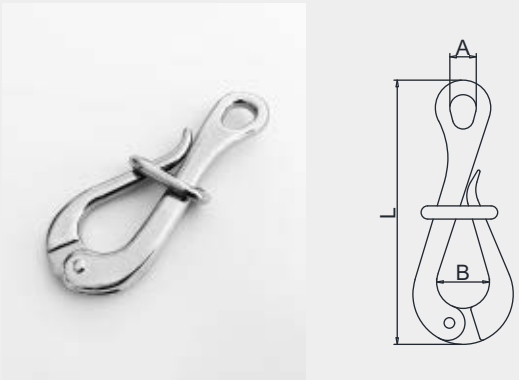
Trigger Swivel Snp hook
トリガーフック
Schnapphaken mit Wirbel

AISI304/AISI316

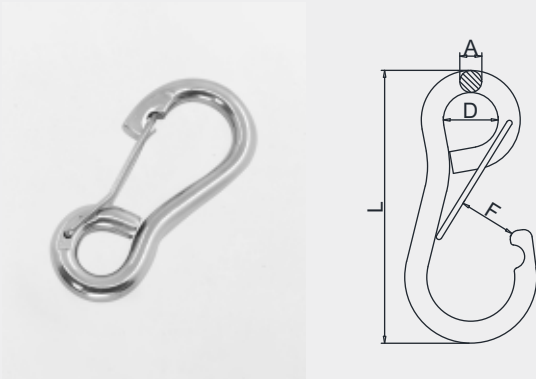


Size(L)	B	d	L1	C	T
mm	mm	mm	mm	mm	mm
65	15	4	12	11	6.5
75	17	5	15	13	7.5

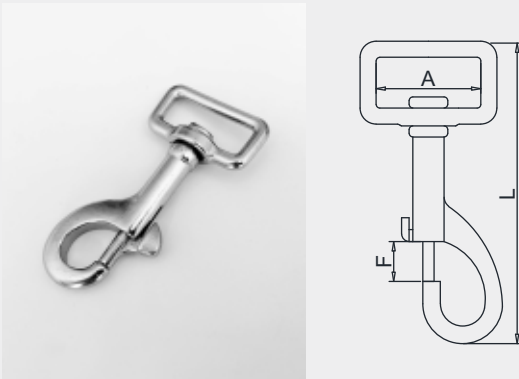

427	释放钩 Pelican Hook ペリカンフック Pelikanhaken	AISI304/AISI316			
		Size	L	A	B
		inch	mm	mm	mm
		4"	100	10	18
		6"	150	13	22



428	8字简易钩 8-Shaped Simple Hook 8型简单スナップフック 8-Karabinerhaken	AISI304/AISI316			
		Size(Φ A)	L	D	F
		mm	mm	mm	mm
		6	60	9	15
		10	100	16.5	21
		12	120	21	23



429	方环单头钩 Single Hook with Square Ring 四角リングシングルフック Wirbelkarabiner mit Rechteck-Ring	AISI304/AISI316		
		Size(L)	A	F
		mm	mm	mm
		59	17.5	9
		66	23.5	9.5
		73	25.5	10
		80	31.5	11
		85	36.5	12
		105	42.5	14

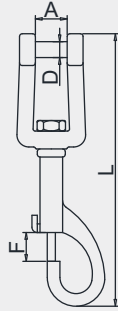
430

叉式单头钩

Single Hook with Jaw
フォークシングルフック
Wirbelkarabiner mit Gabel

AISI304/AISI316

Size(L)	A	D	F
mm	mm	mm	mm
103	12	6	10
135	16	8	13



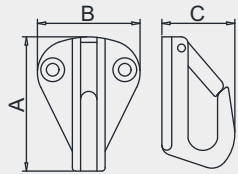
431

弹簧式衣帽钩

Spring Fender Hook
ウォールフック外れ止め付
Fenderhaken mit Sicherung

AISI304/AISI316

Size(A)	B	C
mm	mm	mm
34	32	25
41	32	33



432

衣帽钩

Fender Hook
コートフック
Fenderhaken

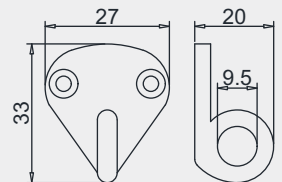
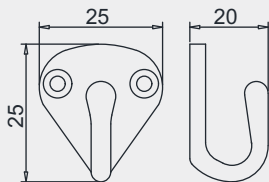
AISI304/AISI316

433

眼式衣帽钩

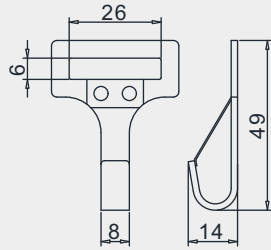
Awning Hook
フードアイ
Verdeckauge

AISI304/AISI316



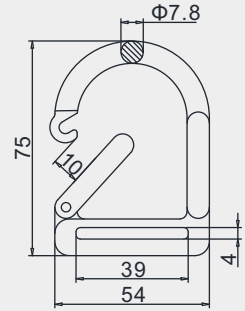
434

板式背带钩 AISI304/AISI316
Bimini Hook
シートフック
Bimini Gurthaken



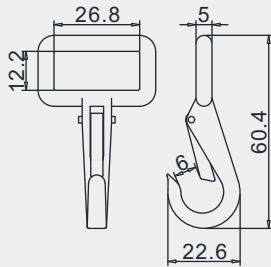
435

直型织带弹簧钩 AISI304/AISI316
Straight Webbing Hook
ストレートウェビングフック
Gerader Gurthaken



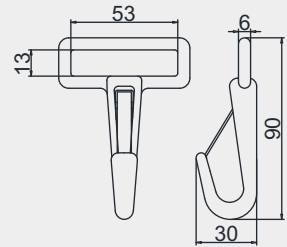
436

方环固定钩 AISI304/AISI316
Square Ring Fixed Hook
四角リング固定スナップフック
Starre Karabinerhaken mit Rechteck-Ring



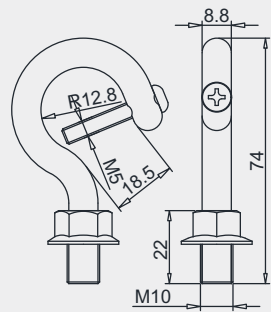
437

弹片织带钩 AISI304/AISI316
Webbing Hook with Snap Clip
スナップ付ウェビングフック
Gurtband Haken mit Schnappclip



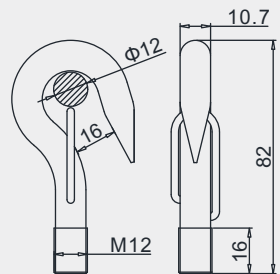
438

灯具钩带螺丝 AISI304/AISI316
Lamp Hook with Screw
ランプフックねじ付
Lampenhaken mit Schraube



439

灯具钩带弹簧 AISI304/AISI316
Lamp Hook with Spring
ランプフック外れ止め付
Lampenhaken mit Feder

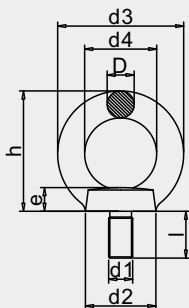


吊环螺丝DIN580

AISI304/AISI316

501

Lifting Eye Bolt
アイボルト
Ringschraube



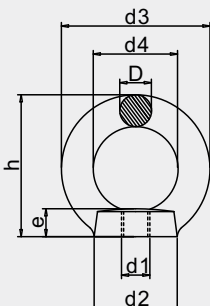
d1	d2	d3	d4	h	e	l	ΦD	BL	WT
mm	mm	mm	mm	mm	mm	mm	mm	kg	kg
M6	16	28	17	30	8	12	6	1300	0.024
M8	20	35	20	35	8	12	7.5	2400	0.043
M10	25	45	25	44	10	16	10	4000	0.093
M12	29	53	30	52	11	20	12	5400	0.155
M14	29	53	30	52	11	20	12	-	0.158
M16	34	61	35	60	13	25	14	9000	0.260
M18	37	67	37	66	17	34	15	-	0.371
M20	40	72	40	71	16	30	16	13000	0.417
M24	47	87	48	87	19	40	20	18000	0.733
M30	54	104	54	105	30	45	24	26000	1.400
M36	75	126	70	126	30	54	28	-	2.600

吊环螺母DIN582

AISI304/AISI316

502

Lifting Eye Nut
アイナット
Ringmutter



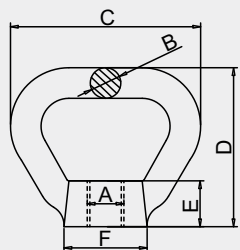
d1	d2	d3	d4	h	e	ΦD	BL	WT
mm	mm	mm	mm	mm	mm	mm	kg	kg
M6	17	28	16	30	8	6	1300	0.023
M8	20	35	20	35	8	8	2400	0.043
M10	25	45	25	44	10	10	4000	0.080
M12	29	53	30	52	12	12	5400	0.136
M14	30	53	30	52	11	12	-	0.126
M16	35	63	35	62	16	14	9000	0.234
M18	37	67	37	66	17	15	-	0.282
M20	40	71	40	70	18	16	13000	0.340
M24	47	87	48	87	18	20	18000	0.558
M30	55	104	54	104	30	25	26000	1.053
M36	75	126	70	126	30	28	-	2.080

环形螺母GB63

AISI304/AISI316

503

Bow Nut
弓ナット
Korbmutter



Size(A)	ΦB	C	D	E	ΦF	WT
mm	mm	mm	mm	mm	mm	kg
M10	8	60	47	12	20	0.065
M12	10	65	52	15	23	0.110
M14	10	66	52	15	23	0.120
M16	12	75	60	18	29	0.188
M18	12	75	60	18	29	0.198
M20	13	85	71	22	35	0.280
M24	14	97	83	26	45	0.430
M30	16	110	120	35	59	0.830

504	蝶形螺母 Wing Nut ウイングナット Flügelmutter	AISI304/AISI316							
		Size(D)	K	L	dk	M	B	ΦY	WT
		mm	mm	mm	mm	mm	mm	kg	
		M4	11	24	2	6	7	8	0.003
		M5	15	28	3	7	8	10	0.006
		M6	16	32	3.5	9	10	12	0.011
		M8	18	40	4	12	11	14	0.018
		M10	22	48	4.5	15	13.5	17.5	0.030
		M12	26	58	5	18	16.5	21	0.055
		M16	35	72	6.5	23	23.5	28	0.115
		M20	41	84	7	23	25.5	33	0.151

505	羊角螺母 Toggle Nut 蝶ナット Knebelmutter	AISI304/AISI316						
		Size(A)	L	ΦB	E	F	G	WT
		mm	mm	mm	mm	mm	mm	kg
		M12	13	25	7	74	32	0.071
		M16	19	31	8	90	43	0.142
		M20	22	37	10	105	48	0.216
		M24	27	50	16	160	75	0.641

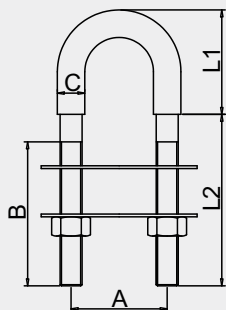
506	欧式羊角螺母 European Toggle Nut 欧式蝶ナット Europäisch Knebelmutter	AISI304/AISI316					
		Size(A)	L	ΦD	F	G	WT
		mm	mm	mm	mm	mm	kg
		M12	20	25	115	38	0.120
		M16	24	28	143	50	0.200
		M20	30	35	180	63	0.390

U型螺栓带螺母垫片

AISI304/AISI316

507

U Bolt with Nuts and Plates
Uボルトプレート&ナット付
U-Bolzen mit Gegenplatten



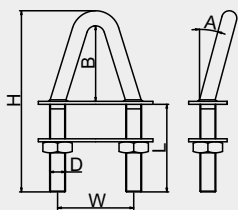
Size	A	B	ΦC	L1	L2	WT
mm	mm	mm	mm	mm	mm	kg
M4×62	30	30	6	25	37	0.030
M5×78	35	40	7	30	48	0.050
M6×90	35	45	8	35	55	0.070
M8×100	35	52	10	38	62	0.110
M8×120	45	62	10	47	73	0.140
M10×130	50	60	12	55	75	0.250
M12×150	60	65	14	65	85	0.400

A型螺栓带螺母垫片

AISI304/AISI316

508

A Bolt with Nuts and Plates
Aボルトプレート&ナット付
A-Bolzen mit Gegenplatten



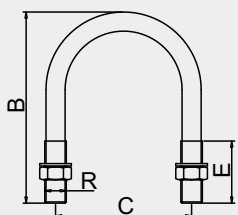
Size(D)	A	B	H	L	W	WT
mm	mm	mm	mm	mm	mm	kg
M8	0°	40	100	50	42	0.125
M8	8°	40	100	50	42	0.125
M8	18°	40	100	50	42	0.125
M10	0°	48	120	60	50	0.150
M10	8°	48	120	60	50	0.150
M10	18°	48	120	60	50	0.150

U型管夹

AISI304/AISI316

509


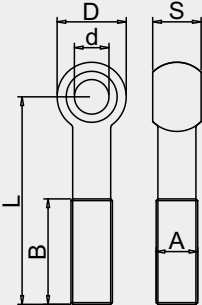
U Clamp
管用Uボルト
U-Bolzen



Size	TubeΦ	B	C	E	R	WT
inch	mm	mm	mm	mm	mm	kg
1/2	22	43	28	17	M6	0.023
3/4	28	50	34	19	M6	0.026
1	35	62	41	24	M6	0.031
1-1/4	43	71	49	24	M6	0.034
1-1/2	49	80	57	26	M8	0.072
2	62	91	70	26	M8	0.082
2-1/2	75	117	85	35	M10	0.161
3	90	130	100	35	M10	0.178
4	117	155	127	35	M10	0.210
5	144	186	154	40	M10	0.248
6	171	213	181	40	M10	0.282
8	222	264	232	40	M10	0.347

510 活结螺栓 AISI304/AISI316


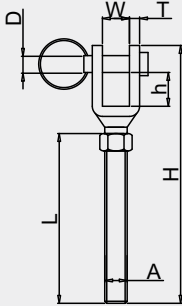
Eye Bolt
蝶番ボルト
Augenschrauben

Size(A)	B	ΦD	Φd	S	L
mm	mm	mm	mm	mm	mm
M4	14	8	3	5	20-35
M5	16	10	4	6	25-45
M6	18	12	5	8	30-50
M8	22	14	6	10	35-70
M10	26	18	8	12	40-110
M12	30	20	10	14	50-130
M16	38	28	12	18	60-160
M20	52	34	16	22	70-180
M24	60	42	20	26	90-260

511 叉型螺栓 AISI304/AISI316


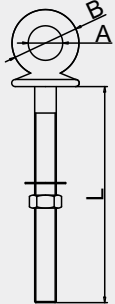
Fork Bolt
フォークボルト
Gabel mit Gewinde

Size(A)	W	T	h	ΦD	L	H	WT
mm	mm	mm	mm	mm	mm	mm	kg
M5	9	2.5	9	5	40	65	0.018
M6	9	2.5	9	5	45	70	0.025
M8	10	3	10	6	53	81	0.038
M10	11	4	10	8	60	92	0.072
M12	11	4	14	10	76	115	0.109
M16	15	6	18	12	100	150	0.287
M20	24	7	30	15	115	180	0.542

512 加长吊环螺丝 AISI304/AISI316

Long Eye Bolt
ロングアイボルト
Augbolzen Lange Form

Size(Thread)	ΦA	ΦB	L	WT
mm	mm	mm	mm	kg
M6×40	12	22	40	0.020
M6×60	12	22	60	0.030
M6×80	12	22	80	0.030
M8×60	14	27	60	0.050
M8×80	14	27	80	0.060
M8×100	14	27	100	0.060
M10×100	16	31	100	0.100
M12×120	18	36	120	0.160

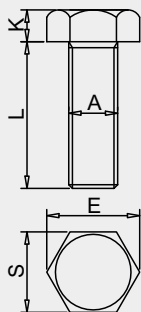
外六角螺栓

AISI304/AISI316

513

Hexagon Head Bolt
六角ボルト
Sechskantschrauben Gewinde

Size(A)	L	K	S	E
mm	mm	mm	mm	mm
M4	10-40	2.8	7	7.7
M5	10-50	3.5	8	8.8
M6	12-60	4	10	11
M8	16-80	5.3	13	14.4
M10	20-100	6.4	17	18.9
M12	25-120	7.5	19	21.1
M16	30-150	10	24	26.8
M20	40-150	12.5	30	33.6



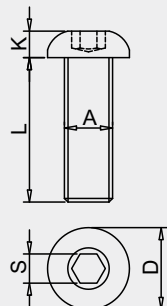
盘头内六角螺栓

AISI304/AISI316

514

Button Head Bolt
六角穴付きボタンボルト
Linsenkopfschrauben mit Innensechskant

Size(A)	L	K	S	ΦD
mm	mm	mm	mm	mm
M3	6-30	1.6	2	5.7
M4	8-40	2.2	2.5	7.6
M5	8-60	2.8	3	9.5
M6	8-60	3.3	4	10.5
M8	10-60	4.4	5	14
M10	15-60	5.5	6	17.5
M12	20-80	6.6	8	21



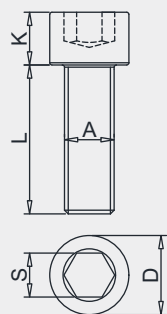
圆柱头内六角螺栓

AISI304/AISI316

515

Hexagon Socket Head Cap Bolt
六角穴付ボルト
Zylinderschrauben mit Innensechskant

Size(A)	L	K	B	ΦD	S
mm	mm	mm	mm	mm	mm
M3	6-30	3	18	5.5	2.5
M4	6-40	4	20	7	3
M5	8-50	5	22	8.5	4
M6	8-60	6	24	10	5
M8	12-100	8	28	13	6
M10	16-150	10	32	16	8
M12	20-150	12	36	18	10
M16	30-90	16	44	24	14
M20	50-120	20	52	30	17

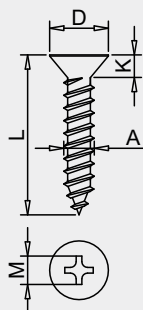


516

十字沉头自攻螺丝

Cross Recess Countersunk Tapping Screw
皿頭タッピンねじ
Senkkopfschrauben mit Kreuzschlitz

AISI304/AISI316



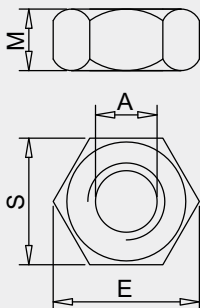
Size(A)	L	M	ΦD	K
mm	mm	mm	mm	mm
ST2.2	6-25	2.4	4.3	1.3
ST2.9	6-30	3.2	5.5	1.7
ST3.5	6-70	4	7.5	2.1
ST4.2	10-80	5	8.1	2.5
ST4.8	10-120	6.5	9.5	3
ST5.5	12-120	8	10.8	3.4
ST6.3	12-100	10	12.4	3.8

517

六角螺母

Hexagon Nut
六角ナット
Sechskantmuttern

AISI304/AISI316



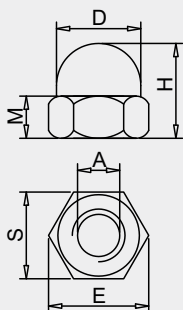
Size(A)	M	E	S
mm	mm	mm	mm
M3	2.4	6	5.5
M4	3.2	7.7	7
M5	4	8.8	8
M6	5	11	10
M8	6.5	14.4	13
M10	8	18.9	17
M12	10	21.1	19
M16	13	26.8	24
M20	16	33	30
M24	19	39.6	36
M30	24	50.9	46
M36	29	60.8	55

518

盖型螺母

Hexagon Domed Cap Nut
六角袋ナット
Sechskant-Hutmuttern, hohe Form

AISI304/AISI316



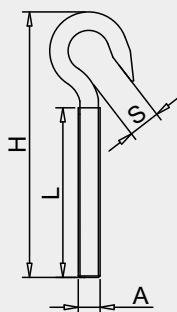
Size(A)	M	H	ΦD	S	E
mm	mm	mm	mm	mm	mm
M3	2.4	7	5.5	5.5	6
M4	3.2	8	6.5	7	7.7
M5	4	10	7.5	8	8.8
M6	5	12	9.5	10	11
M8	6.5	15	12.5	13	14.4
M10	8	18	16	17	18.9
M12	10	22	18	19	21.1
M16	13	28	23	24	26.8

钩型螺栓

AISI304/AISI316

519

Hook Bolt
フックボルト
Haken mit Gewinde



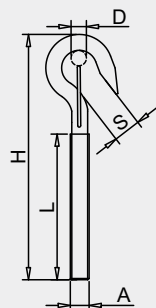
Size(A)	H	L	S	WT
mm/inch	mm	mm	mm	kg
M4	51	30	5	0.005
M5	60	36	7	0.010
M6	74	46	8	0.017
M8	98	61	9	0.039
M10	120	74	13	0.076
M12	154	100	16	0.138
M16	195	125	23	0.330
M20	220	135	25	0.579
W3/16	50	28	6	0.009
W1/4	75	45	9	0.018
W5/16	100	60	10	0.044
W3/8	120	75	13	0.076
W1/2	156	100	17	0.150

带弹簧钩型螺栓

AISI304/AISI316

520

Hook Bolt with Stopper
フックボルト外れ止め付
Haken mit Gewinde und Sicherung



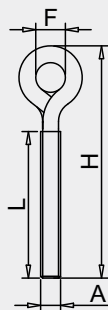
Size(A)	H	L	S	ΦD
mm/inch	mm	mm	mm	mm
M6	79	44	8	5
M8	104	62	10	5
M10	126	77	13	8
M12	171	106	16	12
W1/4	79	44	8	5
W5/16	104	62	10	5
W3/8	126	77	13	8
W1/2	171	106	16	12

焊接眼型螺栓

AISI304/AISI316

521

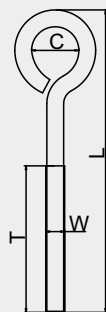
Welded Eye Bolt
溶接アイボルト
Öse mit Gewinde



Size(A)	H	L	F	WT
mm/inch	mm	mm	mm	kg
M4	51	30	10	0.005
M5	62	36	11	0.010
M6	74	46	11	0.018
M8	98	61	15	0.044
M10	120	74	15	0.080
M12	155	100	20	0.150
M16	195	125	26	0.349
M20	225	135	30	0.630
W3/16	52	28	10	0.010
W1/4	74	45	10	0.020
W5/16	95	60	14	0.046
W3/8	122	75	15	0.076
W1/2	160	100	19	0.150

522 眼型螺栓
Eye Bolt
アイボルト
Ösenschraube

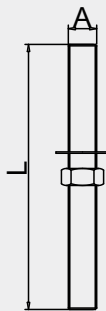
AISI304/AISI316



Size	W	L	T	C
inch	inch	inch	inch	inch
1/4×2	1/4	2	7/8	9/16
1/4×2-5/8	1/4	2-5/8	1-3/4	3/8
1/4×3	1/4	3	1-3/4	9/16
1/4×4	1/4	4	2-3/4	9/16
5/16×3-1/4	5/16	3-1/4	1-3/4	1/2
5/16×4	5/16	4	2-1/2	3/4
5/16×5	5/16	5	3	3/4
5/16×6	5/16	6	3	3/4
5/16×8	5/16	8	3	3/4
3/8×3-7/8	3/8	3-7/8	2-3/8	5/8
3/8×4	3/8	4	2	1
3/8×5	3/8	5	3	1
3/8×6	3/8	6	3	1
3/8×8	3/8	8	3-7/8	1
1/2×4	1/2	4	1-1/4	1-1/4
1/2×6	1/2	6	3	1-1/4
1/2×8	1/2	8	3-7/8	1-1/4

523 牙条带螺母垫片
Threaded Rod
カットボルト
Gewindestange

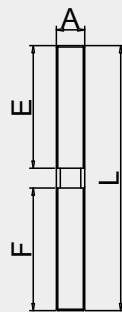
AISI304/AISI316



Size	A	L
mm	mm	mm
6M50	M6	50
6M75	M6	75
6M100	M6	100
6M125	M6	125
8M50	M8	50
8M75	M8	75
8M100	M8	100
8M125	M8	125
10M75	M10	75
10M100	M10	100
10M125	M10	125
10M150	M10	150
12M75	M12	75
12M100	M12	100
12M125	M12	125
12M150	M12	150

524 正反牙螺栓
Left and Right Threaded Rod
左ネジ&右ネジボルト
Gewinde, Rechts und Links

AISI304/AISI316



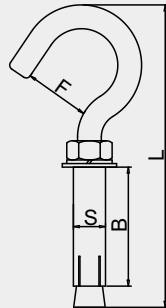
Size(A)	E	F	L
mm	mm	mm	mm
M5	30	30	65
M6	30	30	65
M8	30	30	65
M10	40	40	85
M12	50	50	105

525

膨胀钩

Expansion Anchors with Hook
 拡張アンカーフック付
 Bolzenanker mit Haken

AISI304/AISI316



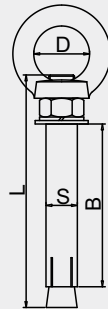
Size	B	ΦS	L	F
mm	mm	mm	mm	mm
M6	39	9.6	88	20
M8	44	11.5	99	28
M10	46	13.5	105	30
M12	60	17.8	135	50

526

膨胀吊环螺栓

Expansion Anchors with Eye
 拡張アンカーアイ付
 Bolzenanker mit Öse

AISI304/AISI316



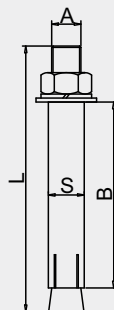
Size	B	ΦS	L	D
mm	mm	mm	mm	mm
M6	34-75	9.6	50-100	16
M8	40-79	11.5	60-120	20
M10	36-100	13.5	60-150	25
M12	54-100	17.8	80-150	30

527

膨胀螺栓

Expansion Anchors
 拡張アンカー
 Bolzenanker

AISI304/AISI316



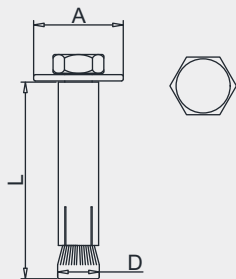
Size(A)	B	ΦS	L
mm	mm	mm	mm
M6	34-75	9.6	50-100
M8	40-79	11.5	60-120
M10	36-100	13.5	60-150
M12	54-100	17.8	80-150
M16	49-100	19.6	80-150
M20	100-148	24.5	100-150

528

内膨胀螺栓

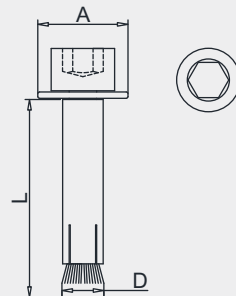
Internal Expansion Screw
内部拡張アンカー
Interne Expansionssschraube

AISI304/AISI316



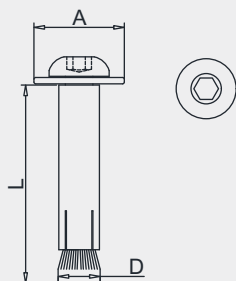
Type A

外六角内膨胀螺栓
Hexagon Head Internal Expansion Screw
六角ボルトアンカー
Interne Expansionssschraube mit Sechskantschrauben Gewinde



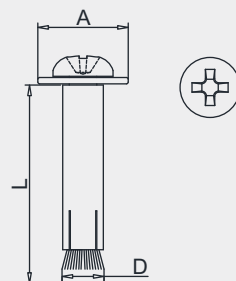
Type B

内六角圆柱头内膨胀螺栓
Hexagon Socket Head Cap Internal Expansion Screw
六角穴付ボルトアンカー
Interne Expansionssschraube mit Innensechskant Zylinderschrauben



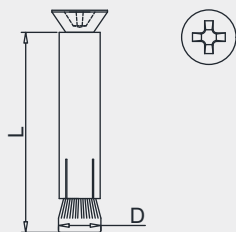
Type C

盘头内六角内膨胀螺栓
Hexagon Socket Button Head Internal Expansion Screw
六角穴付ボタンボルトアンカー
Interne Expansionssschraube mit Innensechskant Linsenkopfschrauben



Type D

十字盘头内膨胀螺栓
Cross Recessed Pan Head Internal Expansion Screw
十字穴付ボタンボルトアンカー
Interne Expansionssschraube mit Kreuzschlitz Linsenkopfschrauben



Type E

十字沉头内膨胀螺栓
Cross Recess Countersunk Head Internal Expansion Screw
十字穴付皿頭ボルトアンカー
Interne Expansionssschraube mit Kreuzschlitz Senkkopfschrauben

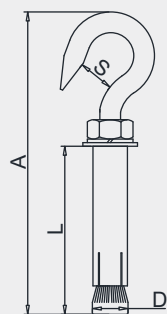
Size(Thread)	A	ΦD	L
mm	mm	mm	mm
M6	18	9.9	40-100
M8	24	11.9	50-150
M10	30	13.9	60-150
M12	37	15.9	80-150

529

内膨胀钩

Internal Expansion Screw with Hook
フックボルトアンカー
Interne Expansionssschraube mit Haken

AISI304/AISI316



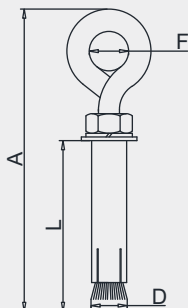
Size(Thread)	A	ΦD	L	S
mm	mm	mm	mm	mm
M6	74	9.8	40	8
M8	98	11.8	50	9
M10	120	13.8	60	13
M12	154	17.8	80	16

530

内膨胀环

Internal Expansion Screw with Eye
アイボルトアンカー
Interne Expansionssschraube mit Öse

AISI304/AISI316



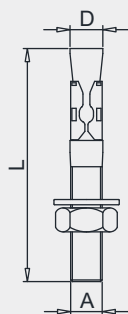
Size(Thread)	A	ΦD	L	F
mm	mm	mm	mm	mm
M6	74	9.8	40	11
M8	98	11.8	50	15
M10	120	13.8	60	15
M12	154	17.8	80	20

531

车修壁虎

Wedge Anchor
ウェッジ式アンカー
Keilanker

AISI304/AISI316



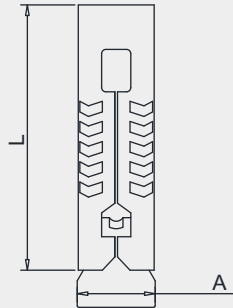
Size(A)	L	ΦD
mm	mm	mm
M6	40-100	5.8
M8	50-120	7.8
M10	60-200	9.8
M12	80-250	11.8
M16	100-300	15.8
M20	120-300	19.8
M24	150-300	23.8

532

三片式膨胀管

Three-piece Expansion Tube
3ピース拡張チューブ
Dreiteiliges Expansionsrohr

AISI304/AISI316



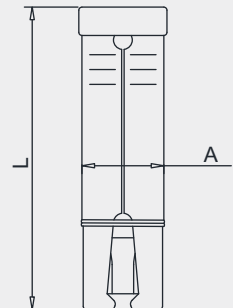
Size(Thread)	ΦA	L
mm	mm	mm
M6	9.8	48
M8	11.8	54
M10	14.8	58
M12	17.8	63

533

四片式膨胀管

Four-piece Expansion Tube
4ピース拡張チューブ
Vierteiliges Expansionsrohr

AISI304/AISI316



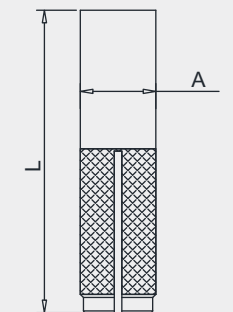
Size(Thread)	ΦA	L
mm	mm	mm
M6	10	40
M8	13	48
M10	15	60
M12	19	80

534

内迫壁虎

Knurled Drop-in Anchor
ドロップインアンカー
Einschlaganker

AISI304/AISI316



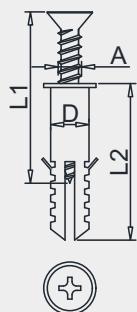
Size(Thread)	ΦA	L
mm	mm	mm
M6	8	25
M8	10	30
M10	12	40
M12	16	50
M16	20	65

塑料膨胀钉

AISI304/AISI316

535

Plastic Anchor
プラスチックアンカー
Nageldübel



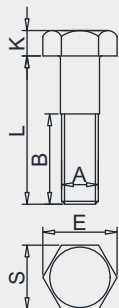
Size(ΦD)	A	L1/L2
mm	mm	mm
5mm	ST3.5	25
6mm	ST3.9	30
7mm	ST4.2	30
8mm	ST4.8	40
10mm	ST5.5	50
12mm	ST6.3	60

六角头粗杆半牙螺栓

AISI304/AISI316

536

Hexagon Head Bolt Partially Threaded
六角ボルト半ねじ
Sechskantschrauben mit Schaft



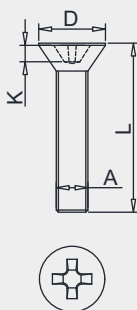
Size(A)	E	S	K	B(L≤125)	B(125<L≤200)	B(L>200)
mm	mm	mm	mm	mm	mm	mm
M4	7.7	7	2.8	14	-	-
M5	8.8	8	3.5	16	22	-
M6	11	10	4	18	24	-
M8	14.4	13	5.3	22	28	-
M10	18.9	17	6.4	26	32	45
M12	21.1	19	7.5	30	36	49
M14	24.5	22	8.8	34	40	53
M16	26.8	24	10	38	44	57
M20	33.5	30	12.5	46	52	65
M24	40	36	15	54	60	73
M30	50.9	46	18.7	66	72	85
M36	60.8	55	22.5	78	84	97

十字沉头机螺钉

AISI304/AISI316

537

Cross Recessed Countersunk Screw
十字穴皿頭ねじ
Senkkopfschrauben mit Kreuzschlitz



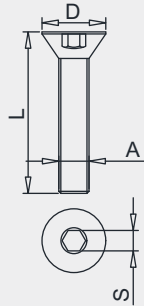
Size(A)	ΦD	K	L
mm	mm	mm	mm
M1.6	3	1	3-16
M2	3.8	1.2	3-25
M2.5	4.7	1.5	4-30
M3	5.5	1.65	4-50
M4	8.4	2.7	5-80
M5	9.3	2.7	6-100
M6	11.3	3.3	8-100
M8	15.8	4.65	10-100
M10	18.3	5	16-100

538

内六角沉头机螺钉

Hexagon Socket Countersunk Screw
六角穴付皿頭ボルト
Senkschrauben mit Innensechskant

AISI304/AISI316



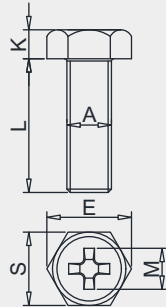
Size(A)	ΦD	S	L
mm	mm	mm	mm
M1.6	3.1	0.8	3-12
M2	4	1.3	3-20
M2.5	5	1.5	3-30
M3	6	2	4-50
M4	8	2.5	6-80
M5	10	3	6-100
M6	12	4	8-100
M8	16	5	10-120
M10	20	6	14-150
M12	24	8	20-150
M16	30	10	25-100

539

十字外六角头机螺钉

Cross Recess Hexagon Head Screw
十字穴付六角頭ねじ
Sechskantschrauben mit Kreuzschlitz

AISI304/AISI316



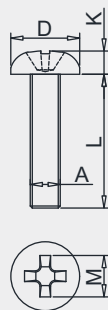
Size(A)	E	S	L	K	M
mm	mm	mm	mm	mm	mm
M3	6	5.5	5-30	2	3
M4	7.5	7	6-50	2.8	4
M5	8.5	8	6-60	3.5	4.8
M6	10.9	10	8-80	4	6.2
M8	14.2	13	10-100	5.3	7.2

540

十字盘头机螺钉

Cross Recessed Pan Head Screw
十字穴付ナベ頭ねじ
Linsenschrauben mit Kreuzschlitz

AISI304/AISI316



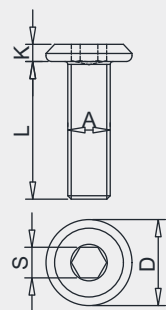
Size(A)	ΦD	M	K	L
mm	mm	mm	mm	mm
M1.6	3.2	1.7	1.3	2-16
M2	4	1.9	1.6	3-25
M2.5	5	2.7	2.1	3-32
M3	5.6	3	2.4	3-55
M4	8	4.4	3.1	4-80
M5	9.5	4.9	3.7	5-100
M6	12	6.9	4.6	6-100
M8	16	9	6	10-100
M10	20	10.1	7.5	12-120

541

内六角扁平头机螺钉

Hexagon Socket Flat Head Screw
六角穴付平頭ねじ
Flachkopfschrauben mit Innensechskant

AISI304/AISI316



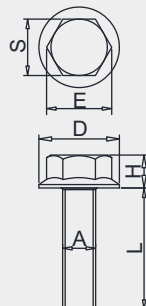
Size(A)	ΦD	S	K	L
mm	mm	mm	mm	mm
M3	7	2	1.7	3-30
M4	8.5	3	2.1	4-50
M5	10.5	3	2.2	5-60
M6	12	4	2.8	6-120
M8	14	5	3.2	8-120
M10	17	6	3.7	16-120
M12	20	8	5.3	20-60

542

外六角法兰面螺栓

Hexagon Flange Head Bolt
フランジボルト
Sechskantschrauben mit Flansch

AISI304/AISI316



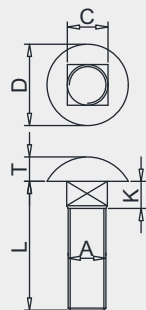
Size(A)	S	E	ΦD	H	L
mm	mm	mm	mm	mm	mm
M5	7	7.5	11.4	5.6	10-40
M6	8	8.6	13.6	6.8	10-60
M8	10	10.8	17	8.5	10-100
M10	13	14.1	20.8	9.7	12-100
M12	15	16.3	24.7	11.9	16-100

543

半圆头方颈螺栓

Cup Square Neck Bolts
角根丸頭ボルト
Flachrundsrauben mit Vierkantansatz

AISI304/AISI316



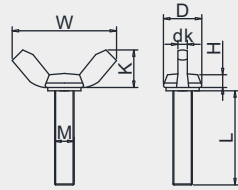
Size(A)	C	ΦD	K	T	L
mm	mm	mm	mm	mm	mm
M5	5.2	13	3.5	3	10-50
M6	6.2	16	4	3.5	12-60
M8	8.3	20	5	4.5	16-80
M10	10.3	24	6	5	20-100
M12	12.4	30	8	6.5	20-100

544

蝶形螺丝

Wing Screws American Form
蝶ボルト
Flügelschrauben Amerik. Form

AISI304/AISI316



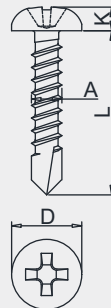
Size(M)	W	K	ΦD	dk	H	L
mm	mm	mm	mm	mm	mm	mm
M3	18	8.5	7	2.5	3.5	8-16
M4	19	9	7	1.5	4	8-35
M5	25	12	9	1.9	5	8-45
M6	31	16	11	1.9	6	8-55
M8	37	19	14	2.4	8	12-60
M10	49	24	18	4	10	18-50

545

十字盘头钻尾

Self Drilling Screws with Pan Head
十字穴付ナベ頭ピアスビス
Bohrschrauben mit Linsenkopf

AISI304/AISI316



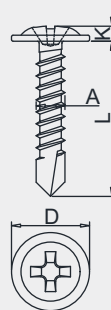
Size(A)	ΦD	K	L
mm	mm	mm	mm
ST3.5	6.7	2.4	13-25
ST3.9	7.3	2.6	13-25
ST4.2	8	2.8	13-50
ST4.8	9.3	3.3	13-70
ST5.5	10.5	3.7	16-50
ST6.3	12	4.3	19-50

546

十字圆扁头华司钻尾

Self Drilling Screws with Flat Pan Head
十字穴平ナベ頭ピアスビス
Bohrschrauben mit Flachrundkopf

AISI304/AISI316



Size(A)	ΦD	K	L
mm	mm	mm	mm
ST4.2	10.5	2.2	13-50
ST4.8	12.8	2.5	13-38


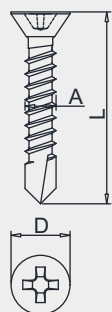
547

十字沉头钻尾自攻钉

AISI304/AISI316

Self Drilling Screws with Countersunk
十字沉头钻尾自攻钉
Bohrschrauben mit Senkkopf

Size(A)	ΦD	L
mm	mm	mm
ST3.5	6.8	13-19
ST3.9	7.2	13-32
ST4.2	8	13-50
ST4.8	9.3	13-50
ST5.5	10.8	19-50
ST6.3	12	19-38



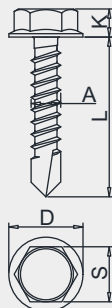
548

六角华司钻尾

AISI304/AISI316

Cross Recess Hexagon Head Screw
六角沉头钻尾自攻钉
Bohrschrauben mit Sechskantkopf und Bund

Size(A)	ΦD	S	K	L
mm	mm	mm	mm	mm
ST4.2	8.5	7	4	13-50
ST4.8	10	8	4.2	13-50
ST5.5	11	8	5.2	19-100
ST6.3	13	10	5.7	19-90



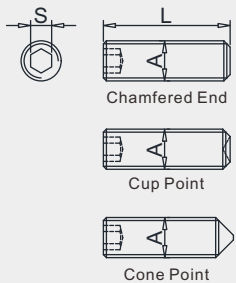
紧定螺丝

AISI304/AISI316

549


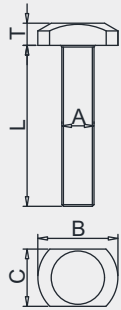
Hexagon Socket Set Screw
六角沉头止紧螺
Gewindestifte mit Innensechskant

Size(A)	S	L
mm	mm	mm
M2	0.9	2-12
M2.5	1.3	2-12
M3	1.5	3-25
M4	2	3-30
M5	2.5	3-45
M6	3	4-100
M8	4	6-120
M10	5	6-150
M12	6	8-150
M16	8	10-55



550 T型槽用螺栓 AISI304/AISI316


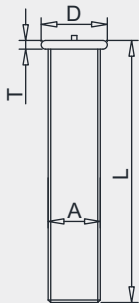
Hammer Head Screws
Tスロットボルト
Ankerschieneschrauben

Size(A)	B	C	T	L
mm	mm	mm	mm	mm
M5	12	9	4	12-40
M6	16	12	5	8-55
M8	20	14	6	16-70
M10	25	18	7	20-60
M12	30	22	8.5	25-70

551 点焊螺丝 AISI304/AISI316


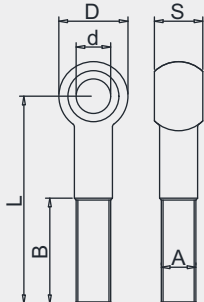
Welding Bolt
溶接ボルト
Schweißbolzen

Size(A)	ΦD	T	L
mm	mm	mm	mm
M3	4.6	1	65
M4	5.6	1	65
M5	6.6	1	65
M6	7.6	1	85
M8	9.7	1.2	105

552 DIN444活结螺栓 AISI304/AISI316

DIN444 Eye Bolt
DIN444 蝶番ボルト
DIN444 Augenschrauben

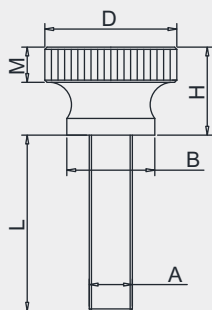
Size(A)	D	Φd	S	B(L<125)	B(125<L<200)	B(L>200)
mm	mm	mm	mm	mm	mm	mm
M5	12	5	6	16	-	-
M6	14	6	7	18	-	-
M8	18	8	9	22	28	-
M10	20	10	12	26	32	-
M12	25	12	14	30	36	49
M16	32	16	17	38	44	57
M20	40	18	22	46	52	65
M24	45	22	25	54	60	73
M30	55	27	30	66	72	85

553

滚花高头螺钉

Knurled Thumb Screw High Type
平頭ローレットビス
Hohe Rändelschrauben

AISI304/AISI316



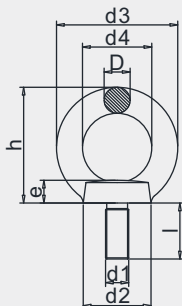
Size(A)	ΦD	M	H	ΦB	L
mm	mm	mm	mm	mm	mm
M3	11	2.8	7	6	6-40
M4	12	3	8	8	6-40
M5	16	4	10	10	6-60
M6	20	5	12	12	6-50
M8	24	6	16	16	10-50
M10	30	8	20	20	16-50

554

GB825吊环螺丝

GB825 Lifting Eye Bolt
GB825 アイボルト
GB825 Ringschraube

AISI304/AISI316



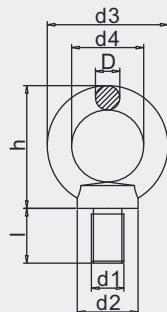
d1	d2	d3	d4	h	e	l	ΦD	BL	WT
mm	mm	mm	mm	mm	mm	mm	mm	kg	kg
M8	20	35	20	35	8	16	8	2400	0.045
M10	25	45	25	44	10	20	10	4000	0.095
M12	29	53	30	52	11	22	12	5400	0.161
M16	34	61	35	60	13	28	14	9000	0.273
M20	40	72	40	71	16	35	16	13000	0.444
M24	47	87	48	87	19	40	20	18000	0.733
M30	54	104	54	105	30	45	24	26000	1.400
M36	75	126	70	126	30	54	28	-	2.680

555

日式吊环螺丝

JIS Type Lifting Eye Bolt
JIS アイナット
JIS Ringschraube

AISI304/AISI316



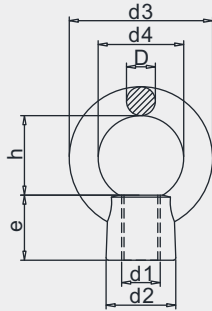
d1	d2	d3	d4	h	l	ΦD
mm	mm	mm	mm	mm	mm	mm
M6	13	25	15	27	14	5
M8	16	32.5	20	33	15	6.3
M10	20	41	25	42	18	8
M12	25	50	30	51	22	10
M16	30	60	35	61	27	12.5
M20	32	72	40	71	30	16

556

日式吊环螺母

JIS Type Lifting Eye Nut
JIS アイボルト
JIS Ringmutter

AISI304/AISI316



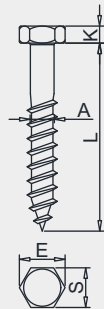
d1	d2	d3	d4	h	e	ΦD
mm	mm	mm	mm	mm	mm	mm
M6	13	25	15	14	12	5
M8	16	32.5	20	19	15	6.3
M10	20	41	25	23	18	8
M12	25	50	30	28	22	10
M16	30	60	35	33	27	12.5
M20	32	72	40	39	30	16

557

六角头木螺丝

Hexagon Head Wood Screw
六角コーチスクリュー
Sechskant-Holzschrauben

AISI304/AISI316



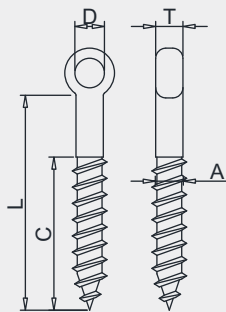
Size(A)	E	S	K	L
mm	mm	mm	mm	mm
ST5	8.6	8	3.5	30-70
ST6	10.9	10	4	25-120
ST8	14.2	13	5.5	25-180
ST10	18.7	17	7	40-200
ST12	20.9	19	8	50-200
ST16	26.2	24	10	70-150

558

活结木螺丝

Wood Screw with Eye
蝶番スクリュー
Augenschrauben mit Holzgewinde

AISI304/AISI316



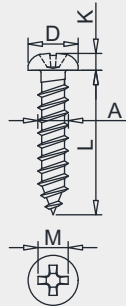
Size(A)	D	T	C	L
mm	mm	mm	mm	mm
ST6×40	6.3	7	30	40
ST6×50	6.3	7	35	50
ST6×55	6.3	7	40	55
ST6×60	6.3	7	40	60
ST8×60	8.4	9	40	60
ST8×75	8.4	9	50	75
ST8×80	8.4	9	55	80
ST8×100	8.4	9	65	100
ST10×75	10.2	11	50	75
ST10×80	10.2	11	55	80
ST10×85	10.2	11	60	85
ST10×100	10.2	11	65	100
ST10×120	10.2	11	80	120
ST12×100	12.1	13	65	100
ST12×120	12.1	13	80	120

十字盘头自攻螺丝

AISI304/AISI316

559

Cross Recess Pan Head Tapping Screw
十字穴付ナベ頭タッピンねじ
Linsenkopfschrauben mit Kreuzschlitz



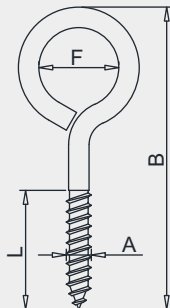
Size(A)	D	K	M	L
mm	mm	mm	mm	mm
ST2.2	4	1.5	1.9	4.2-22
ST2.9	5.6	2.3	3	5.5-35
ST3.5	7	2.5	3.9	6.5-60
ST3.9	7.5	2.7	4.2	6.5-60
ST4.2	8	2.9	4.4	9.5-75
ST4.8	9.5	3.5	4.9	9.5-100
ST5.5	11	3.8	6.4	13-100
ST6.3	12	4.4	6.9	13-80

圈型自攻

AISI304/AISI316

560

Lag Eye Screw
ヒートン
Ösenschrauben mit Holzgewinde



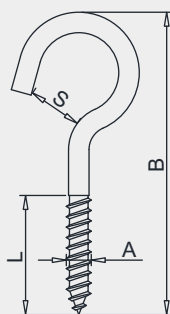
Size(A)	B	F	L
mm	mm	mm	mm
ST3	40	13	15
ST4	50	14	20
ST5	65	17	25

钩型自攻

AISI304/AISI316

561

Hook Screw
フックスクリュー
Schraubhaken Gebogen Holzgewinde



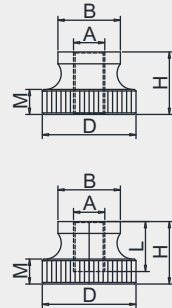
Size(A)	B	S	L
mm	mm	mm	mm
ST3	40	10	15
ST4	50	10	20
ST5	65	10	25

562

滚花高螺母

Knurled Thumb Nut High Type
ローレットナット
Hohe Rändelmuttern

AISI304/AISI316



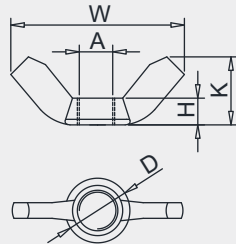
Size(A)	D	B	M	H	L
mm	mm	mm	mm	mm	mm
M3	11	6	2.8	7	4
M4	12	8	3	8	6
M5	16	10	4	10	7
M6	20	12	5	12	8
M8	24	16	6	16	12
M10	30	20	8	20	16

563

冷镦蝶形螺母

Wing Screws American Form
冷間蝶ナット
Flügelmuttern Amerik Form

AISI304/AISI316



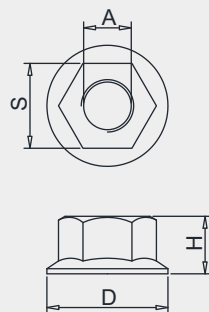
Size(A)	ΦD	W	K	H
mm	mm	mm	mm	mm
M3	8	18	8	3
M4	8	20	10	3.5
M5	10	21	11	4
M6	12	25	13	5
M8	14	29	15	5.5
M10	17	36	17	6
M12	20	46	22	7.8

564

法兰螺母带齿

Hexagon Flange Nuts with Serration
フランジナット
Flanschmuttern mit Sperrverzahnung

AISI304/AISI316



Size(A)	S	D	H
mm	mm	mm	mm
M3	5.5	8	3.7
M4	7	10	4.5
M5	8	11.8	5
M6	10	14.2	6
M8	13	17.9	8
M10	15	21.8	10
M12	18	26	12
M14	21	29.9	14
M16	24	34.5	16
M20	30	42.8	20

六角长螺母

AISI304/AISI316

565

Long Hexagon Nut
六角長ナット
Lange Sechskantmutter

Size(A)	S	L
mm	mm	mm
M6	10	12-20
M8	13	12-50
M10	17	15-50
M12	19	15-50
M14	22	30-40
M16	24	30-48
M20	30	30-60



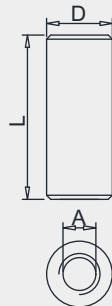
圆形长螺母

AISI304/AISI316

566

Long Round Nut
丸長ナット
Lange Rundemutter

Size(A)	ΦD	L
mm	mm	mm
M3	6	5
M4	8	8
M5	8	8-15
M6	10	8-30
M8	12	6-48
M10	16	13-40
M12	18	20-35
M14	20	20



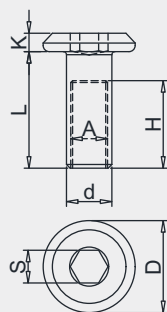
内六角平头夹板螺母

AISI304/AISI316

567

Hexagon Socket Flat Head Clamp Nut
六角穴付平頭クランプナット
Flachkopf-Klemmmutter mit Innensechskant

Size(A)	ΦD	K	S	Φd	L	H
mm	mm	mm	mm	mm	mm	mm
M3	8	1.5	2.5	4	6-30	4-8
M4	8	2	2.5	5	8-30	5-20
M5	10	2.5	3	6	6-35	4-25
M6	13	3	4	8	6-70	4-30
M8	16	3	5	10	12-40	8-30

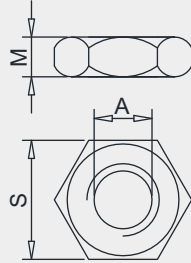


568

六角薄螺母

Hexagon Thin Nut
薄型ナット
Sechskantmuttern Niedrige Form

AISI304/AISI316



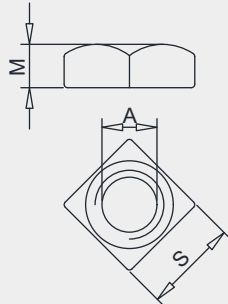
Size(A)	S	M
mm	mm	mm
M3	5.5	1.8
M4	7	2.2
M5	8	2.7
M6	10	3.2
M8	13	4
M10	17	5
M12	19	6
M14	22	7
M16	24	8
M18	27	9
M20	30	10
M22	32	11
M24	36	12
M27	41	13.5
M30	46	15

569

四方螺母

Square Nut
四角ナット
Vierkantmuttern

AISI304/AISI316



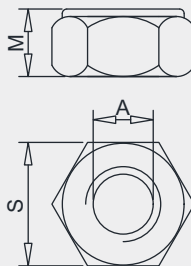
Size(A)	S	M
mm	mm	mm
M3	5.5	2.4
M4	7	3
M5	8	4
M6	10	5
M8	13	6.5
M10	17	8
M12	19	10

570

六角尼龙锁紧螺母

Hexagon Nut with Non-metallic Insert
ナイロンナット
Sicherungsmuttern mit Polyamideinlage

AISI304/AISI316



Size(A)	S	M
mm	mm	mm
M3	5.5	4
M4	7	5
M5	8	5
M6	10	6
M8	13	8
M10	17	10
M12	19	12
M14	22	14
M16	24	16
M18	27	18.5
M20	30	20
M22	32	22
M24	36	24
M27	41	27
M30	46	30

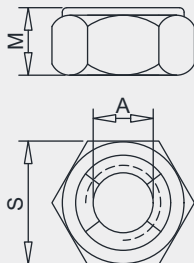
金属锁紧螺母

AISI304/AISI316

571

Metal Lock Nut
金属ゆるみ止めナット
Feststellmutter aus Metall

Size(A)	S	M
mm	mm	mm
M4	7	4
M5	8	5
M6	10	6
M8	13	8
M10	17	10
M12	19	12
M16	24	16



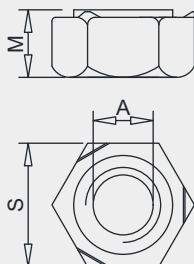
点焊螺母

AISI304/AISI316

572

Welding Nut
溶接ナット
Schweissmuttern

Size(A)	S	M
mm	mm	mm
M3	7.5	3
M4	9	3.5
M5	10	4
M6	11	5
M8	14	6.5
M10	17	8
M12	19	10



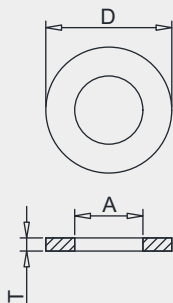
平垫圈

AISI304/AISI316

573

Washer
平座金
Unterlegscheiben

Size	ΦA	T	D
mm	mm	mm	mm
M3	3.2	0.5	7
M4	4.3	0.8	9
M5	5.3	1	10
M6	6.4	1.5	12
M8	8.4	1.5	16
M10	10.5	2	20
M12	13	2.5	24
M14	15	2.5	28
M16	17	3	30
M18	19	3	34
M20	21	3	37
M22	23	3	39
M24	25	4	44
M27	28	4	50
M30	31	4	56

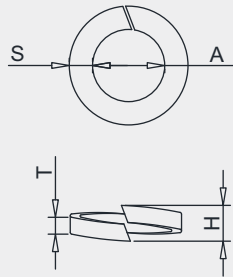


弹簧垫圈

AISI304/AISI316

574

Spring Lock Washer
ばね座金
Federringe



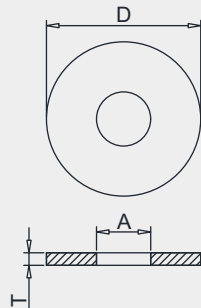
Size	ΦA	T	H	S
mm	mm	mm	mm	mm
M3	3.2	0.8	1.2	1.3
M4	4.3	0.9	1.8	1.5
M5	5.3	1.2	2.4	1.8
M6	6.4	1.6	3.2	2.5
M8	8.4	2	4	3
M10	10.5	2.2	4.4	3.5
M12	12.5	2.5	5	4
M14	14.5	3	6	4.5
M16	16.5	3.5	7	5
M18	18.6	3.5	7	5
M20	20.6	4	8	6
M22	23	4	8	6
M24	25	5	10	7
M30	31	6	12	8

大平垫

AISI304/AISI316

575

Large Washer
特寸平座金
Scheiben große Ausführung



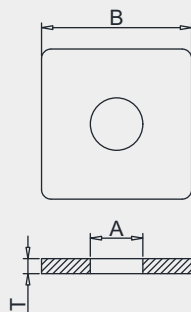
Size	ΦA	T	D
mm	mm	mm	mm
M3	3.2	0.8	9
M4	4.3	1	12
M5	5.3	1.2	15
M6	6.4	1.5	18
M8	8.4	2	24
M10	10.5	2.5	30
M12	13	3	37
M14	15	3	44
M16	17	3	50
M18	20	4	56
M20	22	4	60
M22	24	5	66
M24	26	5	72
M27	30	6	85
M30	33	6	92

方垫圈

AISI304/AISI316

576

Square Washer
四角座金
Scheiben Vierkant



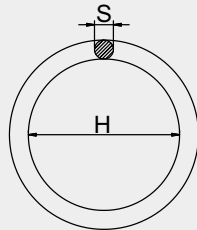
Size	ΦA	T	B
mm	mm	mm	mm
M6	6.6	2.5	20
M8	9	3	25
M10	11	3	30
M12	13.5	4	40
M16	17.5	5	50
M20	22	5	60

601

焊接圆环

Welded Round Ring
溶接丸リング
Ring, Geschweisst

AISI304/AISI316



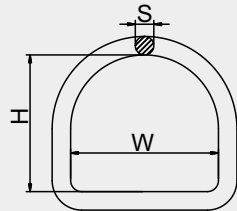
Size	S	H	WT	Size	S	H	WT
mm	mm	mm	kg	mm	mm	mm	kg
5×25	5	25	0.010	8×60	8	60	0.080
5×30	5	30	0.010	8×65	8	65	0.090
5×35	5	35	0.020	8×70	8	70	0.090
5×40	5	40	0.020	8×75	8	75	0.100
5×45	5	45	0.030	9×50	9	50	0.090
5×50	5	50	0.030	9×60	9	60	0.100
6×30	6	30	0.020	9×70	9	70	0.120
6×35	6	35	0.030	9×80	9	80	0.140
6×40	6	40	0.030	10×50	10	50	0.100
6×45	6	45	0.040	10×60	10	60	0.130
6×50	6	50	0.040	10×70	10	70	0.150
6×55	6	55	0.040	10×80	10	80	0.170
6×60	6	60	0.050	10×90	10	90	0.190
8×40	8	40	0.060	10×100	10	100	0.210
8×45	8	45	0.060				
8×50	8	50	0.070				
8×55	8	55	0.070				

602

焊接D型环

Welded D-Ring
溶接D型リング
D-Ring, Geschweisst

AISI304/AISI316



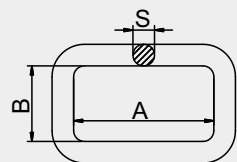
Size	S	W	H
mm	mm	mm	mm
3×25	3	25	22
4×25	4	25	22
4×30	4	30	27
5×30	5	30	27
5×40	5	40	37
6×40	6	40	37
6×50	6	50	47
8×40	8	40	37
8×50	8	50	47
10×50	10	50	47

603

焊接方形环


Welded Square Ring
溶接四角リング
Rechteck-Ring, Geschweisst

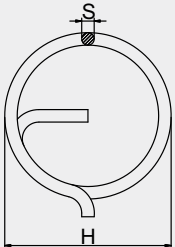
AISI304/AISI316



Size	S	A	B
mm	mm	mm	mm
3×15	3	15	9
4×15	4	15	9
4×20	4	20	12
5×20	5	20	12
5×25	5	25	15
5×30	5	30	18
5×40	5	40	21
6×40	6	40	21
6×50	6	50	25


604	环形销	AISI304/AISI316
	Ring Pin リングピン Ringsplint	

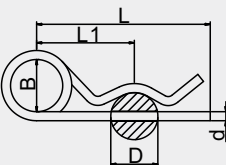




Size(H)	S
mm	mm
10	1.0
11	1.0
15	1.2
18	1.5
21	1.5
26	1.8
35	2.0


605	弹性开口销	AISI304/AISI316				
	Spring Cotter Pin コッターピン Federstecker					

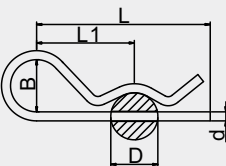




Size(d)	D	B	L	L1
mm	mm	mm	mm	mm
2.25	9-11	20	42	24
2.8	11-14	20	48	26
3.6	14-20	20	64	32
4.5	20-26	25	80	39
5.6	26-34	25	97	45
6.3	34-45	30	125	56
7	45-56	30	150	63

606	R型弹性开口销	AISI304/AISI316				
	Spring Cotter R-Pin R型コッターピン R-Federstecker					





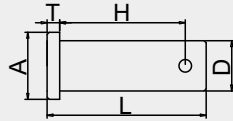
Size(d)	D	B	L	L1
mm	mm	mm	mm	mm
2.0	8-10	10	40	25
2.5	10-16	11	46	24
3.0	16-18	16	60	34
4.0	18-20	19	64	36
5.0	20-28	26	82	45
6.0	28-40	30	110	56

607

平头销

Clevis Pin
平頭ピン
Steckbolzen

AISI304/AISI316



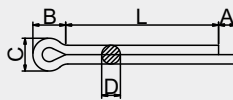
Size(D)	L	A	T	H
mm	mm	mm	mm	mm
5	21	8	2	16
6	24	9	2	19
8	26	11	2	21
10	28	13	3	22
12	38	16	3	30
15	48	22	3	40

608

开口销

Cotter Pin
コッターピン
Splinte

AISI304/AISI316



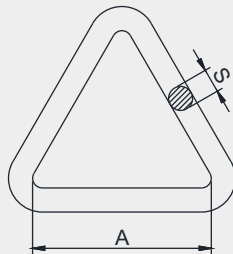
Size	D(max)	C(max)	B	A(max)	L
mm	mm	mm	mm	mm	mm
0.6	0.5	1	2	1.6	4-12
0.8	0.7	1.4	2.4	1.6	5-16
1	0.9	1.8	3	1.6	6-20
1.2	1	2	3	2.5	8-26
1.6	1.4	2.8	3.2	2.5	8-32
2	1.8	3.6	4	2.5	10-40
2.5	2.3	4.6	5	2.5	12-50
3.2	2.9	5.8	6.4	3.2	14-65
4	3.7	7.4	8	4	18-80
5	4.6	9.2	10	4	22-100
6.3	5.9	11.8	12.6	4	30-120
8	7.5	15	16	4	40-160
10	9.5	19	20	6.3	45-200
12	11.4	24.8	26	6.3	70-200

609

焊接三角环

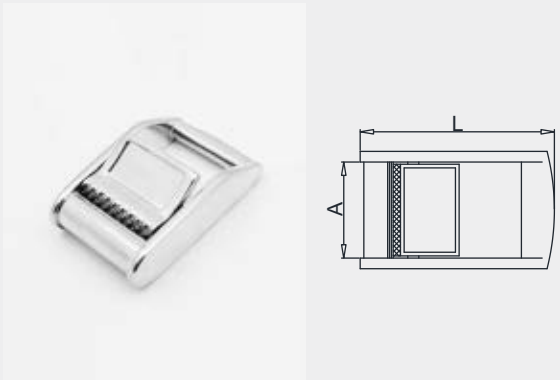
Welded Triangle Ring
溶接三角リング
Triangel-Ring, Geschweisst

AISI304/AISI316

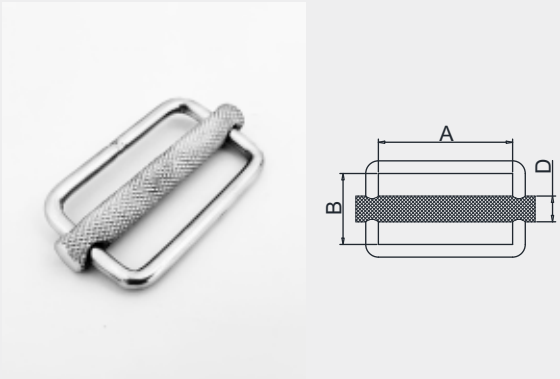


Size	S	A
mm	mm	mm
3×30	3	30
3×35	3	35
4×35	4	35
4×40	4	40
5×35	5	35
5×40	5	40
5×45	5	45
6×40	6	40
6×45	6	45
6×50	6	50
8×45	8	45
8×50	8	50

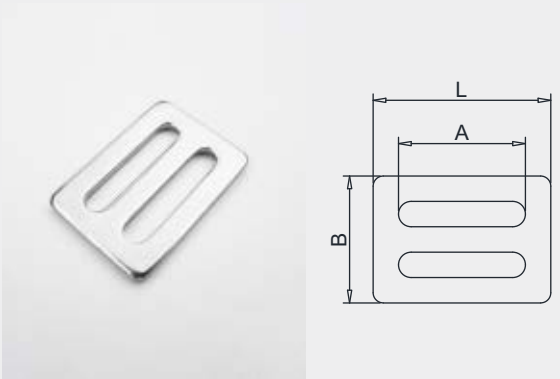
610	织带压扣 Cam Buckle カムバックル Nockenschnalle	AISI304/AISI316		
		Size	A	L
		inch	mm	mm
		1"	25.6	50.5
		1-1/2"	38.6	50.5



611	滑动织带扣 Adjustable Slider 調節バックル Verstellen Schnalle	AISI304/AISI316			
		Size	A	B	D
		inch	mm	mm	mm
		1"	27	25	10
		1-1/2"	40	28	10
		2	53	30	10



612	固定织带扣 Fixed Threading Plate 固定バックル Feste Schnalle	AISI304/AISI316			
		Size	A	B	D
		inch	mm	mm	mm
		1"	25	25	35
		1-1/2"	38	30	50
		2	50	34	62

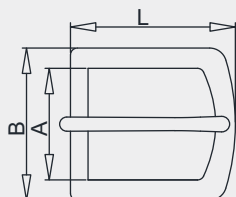



613

皮带扣

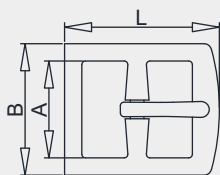
Belt Buckle
ベルトバックル
Gürtelschnalle

613-1



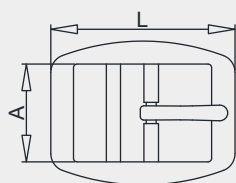
Size(A)	B	L
mm	mm	mm
13	21	26
16	23	26
18	26	29
20	29	33
22	31	36
24	33	37
26	38	40

613-2



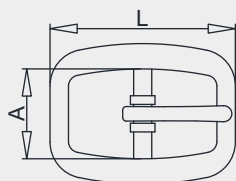
Size(A)	B	L
mm	mm	mm
20	28	32
23	32	36
26	36	43
29	40	47
32	44	52
34	47	56

613-3



Size(A)	L
mm	mm
13	31
16	37
20	46
26	51

613-4



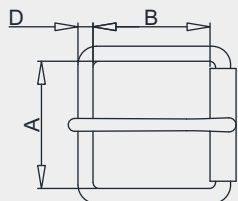
Size(A)	L
mm	mm
14	40
19	45
21	48
23	51

613

皮带扣

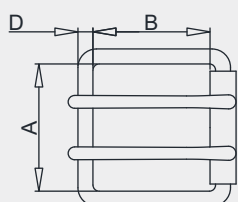
Belt Buckle
ベルトバックル
Gürtelschnalle

613-5



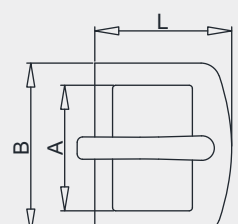
Size(A)	B	D
mm	mm	mm
36	24	5
41	24	5
60	30	5

613-6



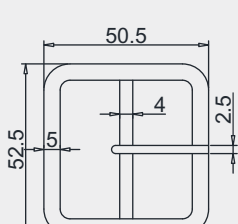
Size(A)	B	D
mm	mm	mm
52	38	6
60	30	6
102	50	6

613-7



Size(A)	B	L
mm	mm	mm
14	20	21
18	21	24
21	22	30

613-8

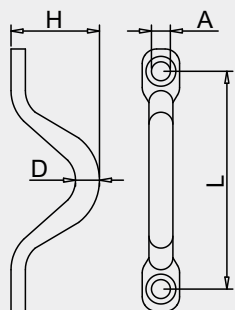


701

线式骆驼背

Wire Eye Strap
アイストラップ
Fenderöse

AISI304/AISI316



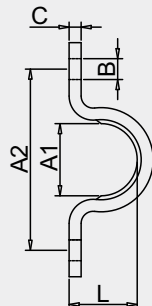
Size(ΦD)	A	H	L
mm	mm	mm	mm
4	3.2	16	32
5	4.2	17.5	40
6	5.2	22.5	45
8	5.2	23	50
10	8.2	28	62

702

板式骆驼背

Flat Eye Strap
シートアイストラップ
Flachbügel

AISI304/AISI316



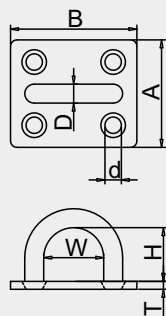
Size	L	A1	A2	B	C	WT
mm	mm	mm	mm	mm	mm	kg
10×11	10	11	30	4.2	1.5	0.004
13×15	13	15	34	5.2	2	0.010
17×20	17	20	40	5.2	3	0.020

703

方形眼板

Eye Plate
アイプレート
Decksplatte

AISI304/AISI316



Size(ΦD)	A	B	d	W	H	T	WT
mm	mm	mm	mm	mm	mm	mm	kg
4	25	28	3	11.5	10	2	0.013
5	30	35	4.2	15	12	2.5	0.023
6	35	40	5.2	19	17	2.5	0.035
8	40	50	5.2	22	21	3	0.065
10	42	58	5.2	28	24	4	0.105
12	54	75	5.8	36	31	4.8	0.224
14	60	85	8	40	38	5	0.327
16	65	95	10	45	43	6	0.473



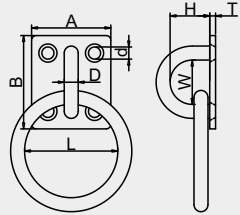
704

带环方形眼板

Eye Plate with Round Ring
アイプレート丸環付
Decksplatte mit Ring

AISI304/AISI316

Size(ΦD)	A	B	d	W	H	T	L	WT
mm	mm	mm	mm	mm	mm	mm	mm	kg
4	25	28	3	11.5	10	2	30	0.023
5	30	35	4.2	15	12	2.5	30	0.039
6	35	40	5.2	19	17	2.5	40	0.066
8	40	50	5.2	22	21	3	50	0.135
10	42	58	5.2	28	24	4	50	0.202
12	54	75	5.8	36	31	4.8	60	0.430



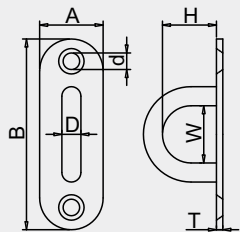
705

椭圆眼板

Pad Eye
パッドアイ
Mastplatte

AISI304/AISI316

Size(ΦD)	A	B	d	W	H	T	WT
mm	mm	mm	mm	mm	mm	mm	kg
3	9	27	2.2	9.5	7	1.8	0.004
4	12	36	3.2	12.5	10	1.8	0.008
5	15	45	4.2	14	12.5	2	0.015
6	20	60	5.2	18	17	2	0.027
8	26	80	5.2	23	21	3	0.067
9	32	100	6.2	25	26	3	0.104



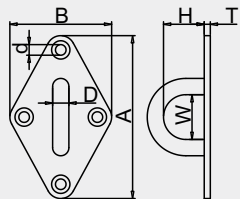
706

菱形眼板

Dimond Eye Plate
ダイヤモンドアイプレート
Augplatte

AISI304/AISI316

Size(ΦD)	A	B	H	W	T	d	WT
mm	mm	mm	mm	mm	mm	mm	kg
5	60	37	13	15	2.5	4.2	0.032
6	65	40	18	20	2.5	5.2	0.044
8	80	50	20	22	3	5.2	0.075



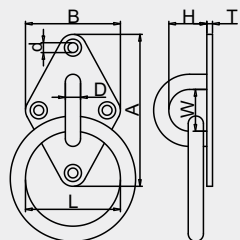
707

带环菱形眼板

Dimond Eye Plate with Ring
ダイヤモンドアイプレート丸環付
Augplatte mit Ring

AISI304/AISI316

Size(ΦD)	A	B	H	W	T	d	L	WT
mm	mm	mm	mm	mm	mm	mm	mm	kg
5	60	37	13	15	2.5	4.2	30	0.050
6	65	40	18	20	2.5	5.2	35	0.072
8	80	50	20	22	3	5.2	50	0.142



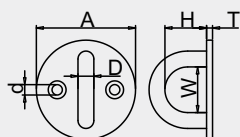
708

圆形眼板

Round Eye Plate
ラウンドアイプレート
Augplatte, Rund

AISI304/AISI316

Size(ΦD)	A	H	W	T	d	WT
mm	mm	mm	mm	mm	mm	kg
5	33	12	14	2.5	4.2	0.020
6	40	17	19	2.5	5.2	0.035
8	50	21	23	3	5.2	0.070



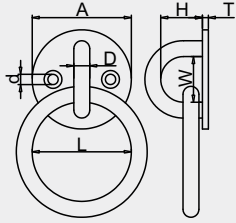
709

带环圆形眼板

Round Eye Plate with Ring
ラウンドアイプレート環付
Augplatte, Rund mit Ring

AISI304/AISI316

Size(ΦD)	A	H	W	T	d	L	WT
mm	mm	mm	mm	mm	mm	mm	kg
5	33	12	14	2.5	4.2	30	0.038
6	40	17	19	2.5	5.2	40	0.067
8	50	21	23	3	5.2	50	0.141



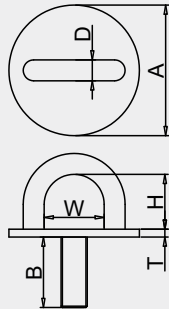
710

带螺杆圆形眼板

Round Eye Plate with Thread
ネジ込みラウンドアイプレート
Augplatte, Rund mit Gewinde

AISI304/AISI316

Size(ΦD)	A	H	W	T	B	Thread	WT
mm	mm	mm	mm	mm	mm	mm	kg
5	33	13	14	2.5	19	M6	0.035
6	40	19	18	2.5	20	M8	0.060
8	50	20	22	3	27	M10	0.114



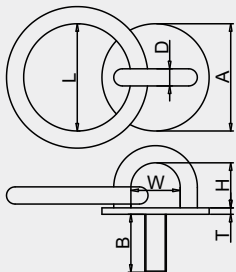
711

带螺杆带环圆形眼板

Round Eye Plate with Thread and Ring
ネジ込みラウンドアイプレート環付
Augplatte, Rund mit Gewinde und Ring

AISI304/AISI316

Size(ΦD)	A	H	W	T	B	L	Thread	WT
mm	mm	mm	mm	mm	mm	mm	mm	kg
5	33	13	14	2.5	19	30	M6	0.035
6	40	19	18	2.5	20	35	M8	0.060
8	50	20	22	3	27	40	M10	0.114

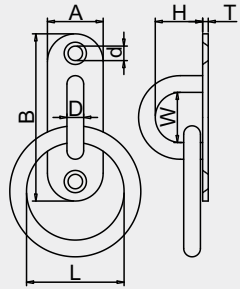


712

带环椭圆眼板

Pad Eye with Round Ring
パッドアイ丸環付
Mastplatte mit Ring

AISI304/AISI316



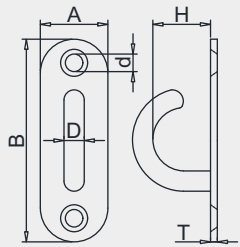
Size(ΦD)	A	B	d	W	H	T	L	WT
mm	mm	mm	mm	mm	mm	mm	mm	kg
3	9	27	2.2	9.5	7	1.8	25	0.009
4	12	36	3.2	12.5	10	1.8	30	0.019
5	15	45	4.2	14	12.5	2	30	0.031
6	20	60	5.2	18	17	2	40	0.060
8	26	80	5.2	23	21	3	50	0.142
9	32	100	6.2	25	26	3	60	0.211

713

开口椭圆眼板

Pad Eye with Hook
オープンパッドアイ
Augplatte mit Haken

AISI304/AISI316



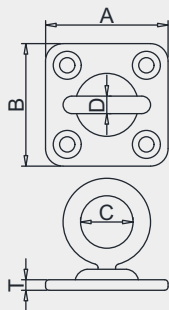
Size(ΦD)	A	B	H	T	d
mm	mm	mm	mm	mm	mm
5	15	45	12	3	4.5
6	20	60	18	3	4.5
8	26	80	23	3	6.2

714

旋转方形眼板

Eye Plate with Swivel Ring
回転アイプレート
Augplatte mit Wirbel

AISI304/AISI316



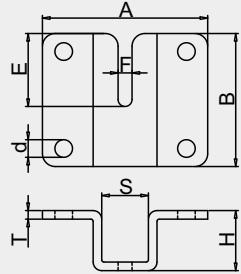
Size(ΦD)	A	B	C	T
mm	mm	mm	mm	mm
5	35	35	15	3
6	40	40	18	3
8	50	50	19	3

715

链条挂板(脱卸式)

Chain Holder
チェーンホルダー
Stahlkettenthalter

AISI304/AISI316



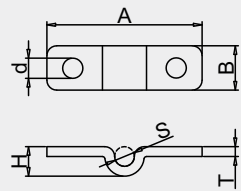
ChainΦ	A	B	E	F	H	S	T	d	WT
mm	mm	mm	mm	mm	mm	mm	mm	mm	kg
4	55	32	21	4.5	18	18	3	5.2	0.049
5	63	54	30	5.5	24	20	4	6.2	0.142
6	77	62	34	6.5	28	25	4	8.2	0.196

716

链条挂板(固定式)

Chain Holder
チェーンホルダー
Stahlkettenthalter

AISI304/AISI316



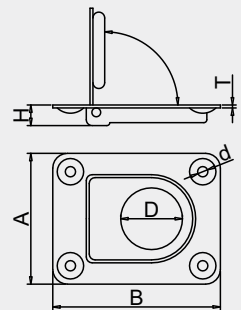
ChainΦ	A	B	H	S	T	d	WT
mm	mm	mm	mm	mm	mm	mm	kg
4	53	15	8	5	3	5.2	0.016
5	56	17	9.5	5.5	4	6.2	0.027
6	63	18	12	8	4	8.2	0.033

717

地板钩

Ring Pull
リングプル
Einlassgriff

AISI304/AISI316

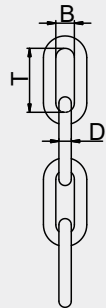


Size(A)	B	D	H	T	d	WT
mm	mm	mm	mm	mm	mm	kg
44	57	21	8	1	3.5	0.031
56	66	28	9	1	4	0.045

718 链条

Chain
チェーン
Rundstahlkette

AISI304/AISI316

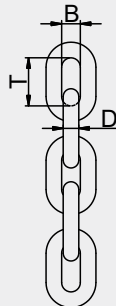


Size(D)	B	T	WT
mm	mm	mm	kg/m
1.2	3.3	10	0.025
1.5	3.5	12	0.036
2	4	13	0.070
2.5	6	19	0.120
3	6	24	0.150
4	7.5	27	0.270
5	8	27	0.440
6	9	31	0.650
8	11	40	1.180
10	15	42	1.950
12	20	54	2.770
14	22	64	3.650
16	27	72	4.830

719 短环链条

Short Link Chain
ショートリンクチェーン
Rundstahlkette, Kurzgliedrig

AISI304/AISI316

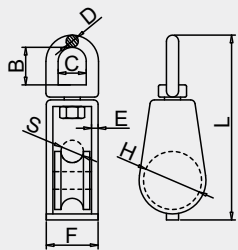


Size(D)	B	T	WT
mm	mm	mm	kg/m
3	4.2	16	0.165
4	5	16	0.300
5	6	18.5	0.500
6	7.2	18.5	0.800
8	9.6	24	1.400

720 单滑轮

Single Block
豆ブロック
Einzelneblock

AISI304/AISI316



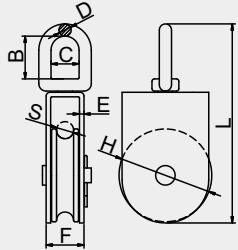
Size(H)	B	C	D	S	F	E	L	WT
mm	mm	mm	mm	mm	mm	mm	mm	kg
25	19	14	6	10	22	3	88	0.137
32	19	14	6	10	24	3	96	0.187
50	26	10	8	15	28	3	127	0.352

721

单滑轮带开口销

Single Block with Split Pin
サンマブロック
Einzelblock mit Splinte

AISI304/AISI316



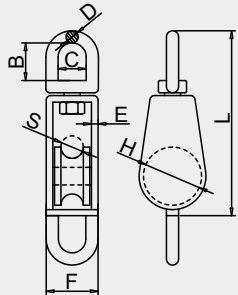
Size(H)	B	C	D	S	F	E	L
mm	mm	mm	mm	mm	mm	mm	mm
75	35	23	10	15	32	4	165
100	38	25	12	18	38	4	198

722

单滑轮带环

Single Block with Ring
豆ブロックベケ付
Einzelblock mit Ring

AISI304/AISI316



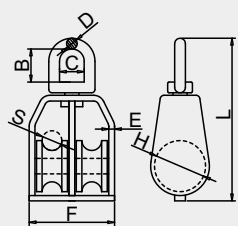
Size(H)	B	C	D	S	F	E	L
mm	mm	mm	mm	mm	mm	mm	mm
25	19	14	6	10	22	3	88
32	19	14	6	10	24	3	96
50	26	10	8	15	28	3	127

723

双滑轮

Double Block
ダブルブロック
Doppelblock

AISI304/AISI316



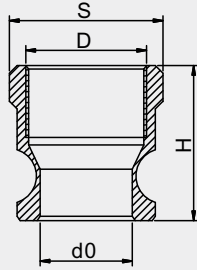
Size(H)	B	C	D	S	F	E	L
mm	mm	mm	mm	mm	mm	mm	mm
25	19	14	6	10	46	3	88
32	19	14	6	10	49	3	96
50	26	10	8	15	56	3	127

801

A型接头

Female Adapter
雌ネジアダプター
Camlock Kupplung Weiblich

AISI304/AISI316



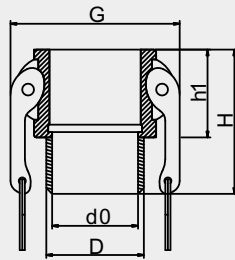
Size	d0	D(Rc)	H	S
mm	mm	inch	mm	mm
15	21	1/2	38	33
20	21	3/4	38	33
25	24	1	47	40
32	29	1-1/4	54	50
40	37	1-1/2	54	55
50	46	2	63	67
65	57	2-1/2	79	83
80	75	3	72	98
100	98	4	79	125
125	122	5	85	154
150	150	6	86	190

802

B型接头

Male Coupler
雄ネジカプラー
Cam Koppler männlich

AISI304/AISI316



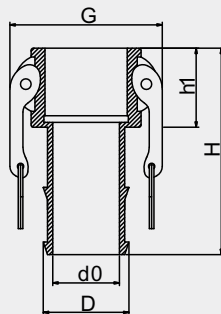
Size	d0	D(Rc)	H	h1	G
mm	mm	inch	mm	mm	mm
15	14	1/2	52	33	53
20	19	3/4	52	33	53
25	25	1	61	39	62
30	30	1-1/4	68	45	80
40	38	1-1/2	71	47	87
50	50	2	78	50	97
65	63	2-1/2	86	55	110
80	75	3	87	56	135
100	100	4	89	58	165
125	122	5	102	60	185
150	145	6	118	72	220

803

C型接头

Shank Coupler
ホースシャंकカプラー
Cam Koppler Verzahnte

AISI304/AISI316



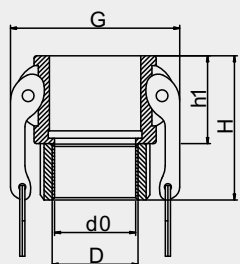
Size	d0	D	H	h1	G
mm	mm	mm	mm	mm	mm
15	14	20	86	33	53
20	14	20	86	33	53
25	20	26	95	39	62
32	25	33	105	45	80
40	32	40	111	47	87
50	43	52	130	52	97
65	55	65	145	55	110
80	67	77	160	56	135
100	92	103	170	58	165
125	115	130	187	62	185
150	140	155	214	72	220

804

D型接头

Female Coupler
雌ネジカブラー
Cam Koppler Weiblich

AISI304/AISI316



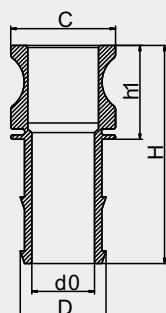
Size	d0	D(Rc)	H	h1	G
mm	mm	inch	mm	mm	mm
15	17	1/2	50	33	53
20	20	3/4	51	33	53
25	25	1	61	39	62
32	32	1-1/4	68	45	80
40	40	1-1/2	69	48	87
50	50	2	77	52	97
65	63	2-1/2	84	55	110
80	75	3	87	56	135
100	100	4	90	58	165
125	122	5	102	62	185
150	145	6	118	72	220

805

E型接头

Shank Adapter
ホースシャックアダプター
Camlock Kupplung Verzahnte

AISI304/AISI316



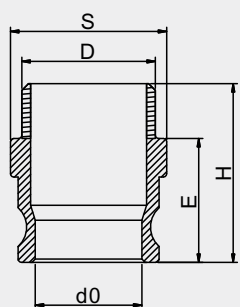
Size	d0	C	H	D	h1
mm	mm	mm	mm	mm	mm
15	14	33	50	20	40
20	14	33	51	20	40
25	20	38	61	26	46
32	25	48	68	33	52
40	31	55	69	39	56
50	43	65	77	52	62
65	55	80	84	65	65
80	67	102	87	77	66
100	92	132	90	102	68
125	115	154	102	130	71
150	140	184	118	155	78

806

F型接头

Male Adapter
雄ネジアダプター
Camlock Kupplung männlich

AISI304/AISI316



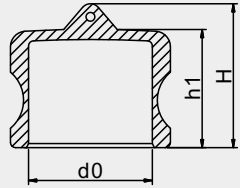
Size	d0	D(Rc)	H	S	E
mm	mm	inch	mm	mm	mm
15	21	1/2	56	33	38
20	21	3/4	56	33	38
25	25	1	69	40	46
32	30	1-1/4	75	48	51
40	36	1-1/2	78	55	54
50	46	2	86	66	60
65	57	2-1/2	97	82	68
80	73	3	106	98	73
100	98	4	114	125	78
125	122	5	121	154	81
150	148	6	130	190	86

807

DP型接头

Dust Plug
ダストプラグ
Staubstecker

AISI304/AISI316



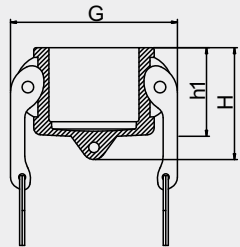
Size	d0	H	h1
mm	mm	mm	mm
15	21	36	26
20	21	36	26
25	24	39	31
32	29	49	38
40	37	51	40
50	46	60	46
65	57	59	48
80	75	67	55
100	98	80	56
125	122	80	56
150	150	98	66

808

DC型接头

Dust Cap
ダストキャップ
Staubschutzkappe

AISI304/AISI316



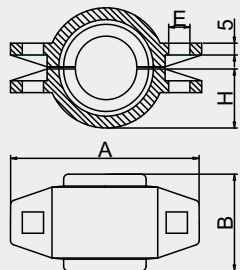
Size	G	H	h1
mm	mm	mm	mm
15	53	45	35
20	53	45	35
25	62	50	40
32	80	57	47
40	87	60	50
50	97	68	55
65	110	70	58
80	135	75	60
100	165	80	62
125	185	94	70
150	220	112	82

809

管卡

Coupling
カップリング
Kupplung

AISI304/AISI316



Size	A	B	E	H	WT
mm	mm	mm	mm	mm	kg
DN20	81	41	9	25	0.260
DN25	95	43	10	29	0.370
DN32	100	43	12	32	0.370
DN40	116	43	12	35	0.500
DN50	124	43	12	42	0.650
DN65	145	43	12	49	0.735
DN80	170	46	12	58	1.000
DN100	200	49	12	72	1.520

813	喉箍 Hose Clamp ホースバンド Schlauchschellen	AISI304/AISI316					
		Size(ΦA)			Size(ΦA)		
		T	W	T	W		
		mm	mm	mm	mm	mm	mm
		6-12	0.6	8	130-152	0.6	12
		10-16	0.6	8	141-165	0.6	12
		13-19	0.6	8	155-178	0.6	12
		16-25	0.6	8	175-197	0.6	12
		19-29	0.6	8	194-216	0.6	12
		13-23	0.6	12	213-235	0.6	12
		14-27	0.6	12	232-254	0.6	
		18-32	0.6	12	251-273	0.6	
		21-38	0.6	12	270-292	0.6	
		21-44	0.6	12	289-311	0.6	
		27-51	0.6	12	300-400	0.6	
		33-57	0.6	12	400-500	0.6	
		40-63	0.6	12	150-250	0.6	
		46-70	0.6	12	250-350	0.6	
		52-76	0.6	12	350-450	0.6	
		59-82	0.6	12	450-550	0.6	
		65-89	0.6	12	500-600	0.6	
		72-95	0.6	12	600-700	0.6	
		78-101	0.6	12	700-800	0.6	
		84-108	0.6	12	800-900	0.6	
		91-114	0.6	12			
		105-127	0.6	12			
		118-140	0.6	12			

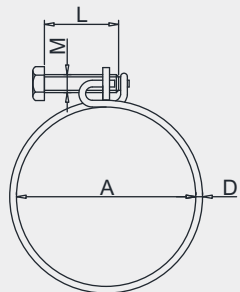
814	强力喉箍 Heavy Duty Hose Clamp 強力ホースバンド Schlauchschellen, verstärkt	AISI304/AISI316									
		Size(ΦA)					Size(ΦA)				
		T	W	M	L	T	W	M	L		
		mm	mm	mm	mm	mm	mm	mm	mm	mm	
		17-19	0.6	18	M5	40	131-139	1	24	M10	90
		20-22	0.6	18	M5	40	140-148	1	24	M10	90
		23-25	0.6	18	M5	40	149-161	1	24	M10	90
		26-28	0.6	18	M5	40	162-174	1	24	M10	90
		29-31	0.6	20	M6	50	175-187	1	24	M10	100
		32-35	0.6	20	M6	50	188-200	1	24	M10	100
		36-39	0.6	20	M6	50	201-213	1	24	M10	100
		40-43	0.6	20	M6	50	214-226	1	24	M10	100
		44-47	0.8	22	M6	60	227-239	1	24	M10	100
		48-51	0.8	22	M6	60	240-252	1	24	M10	100
		52-55	0.8	22	M6	60					
		56-59	0.8	22	M6	60					
		60-63	0.8	22	M6	60					
		64-67	0.8	22	M6	60					
		68-73	0.8	24	M8	70					
		74-79	0.8	24	M8	70					
		80-85	0.8	24	M8	70					
		86-91	0.8	24	M8	70					
		92-97	0.8	24	M8	70					
		98-103	0.8	24	M8	80					
		104-112	0.8	24	M8	80					
		113-121	0.8	24	M8	80					
		122-130	0.8	24	M8	80					

815

钢丝喉箍

Wire Hose Clamp
ワイヤーホースバンド
Drahtschlauchschellen

AISI304/AISI316



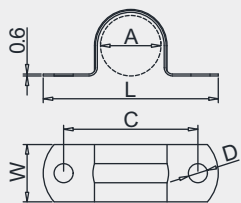
Size(ΦA)	M	L	ΦD	Size(ΦA)	M	L	ΦD
mm	mm	mm	mm	mm	mm	mm	mm
10-14	M5	30	1.5	85-90	M8	70	3
13-16	M6	35	2	90-95	M8	70	3
15-18	M6	35	2	95-100	M8	70	3
17-20	M6	35	2	100-105	M8	80	3
19-22	M6	35	2	105-110	M8	80	3
22-25	M6	35	2	110-115	M8	80	3
24-28	M6	35	2	115-120	M8	80	3
26-30	M6	40	2				
31-35	M6	40	2				
36-40	M6	45	2				
41-45	M6	45	2				
46-50	M6	50	2				
32-36	M8	50	3				
36-40	M8	50	3				
41-45	M8	50	3				
46-50	M8	50	3				
50-55	M8	60	3				
55-60	M8	60	3				
60-65	M8	60	3				
65-70	M8	60	3				
70-75	M8	60	3				
75-80	M8	70	3				
80-85	M8	70	3				

816


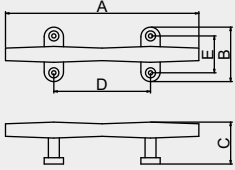
骑马卡


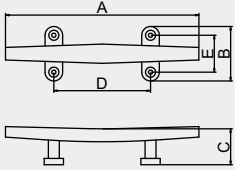
Pipe Clamp
強カースバンド
Rohrschelle


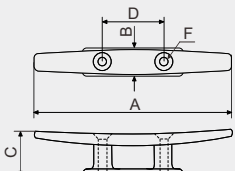
AISI304/AISI316



Size(ΦA)	C	W	ΦD	L	Size(ΦA)	C	W	ΦD	L
mm	mm	mm	mm	mm	mm	mm	mm	mm	mm
5	20	12	4	39	75	105	18	6	120
8	23	12	4	38	80	110	18	6	125
10	25	12	4	40	90	120	18	6	130
12	27	12	4	42	100	130	18	6	140
14	32	12	4	47	110	140	18	6	150
16	38	18	6	51	115	145	18	6	160
18	40	18	6	53	120	150	18	6	170
20	43	18	6	55	130	160	18	6	180
22	53	18	6	65	140	170	18	6	190
25	56	18	6	69	150	180	18	6	200
27	57	18	6	70	160	190	18	6	210
30	60	18	6	72	170	200	18	6	220
32	62	18	6	74	180	210	18	6	225
35	64	18	6	76	190	220	18	6	230
40	69	18	6	82	200	230	18	6	240
42	72	18	6	82					
45	75	18	6	87					
50	82	18	6	96					
57	89	18	6	98					
60	92	18	6	103					
63	96	18	6	105					
65	98	18	6	108					
70	103	18	6	116					

810 圆索栓		AISI316					
Hollow Base Cleat クリート Belegklampe Rund		Size	A	B	C	D	E
		inch	mm	mm	mm	mm	mm
		4"	102	36	25	48	22
		5"	127	40	27	51	25
		6"	152	46	31	57	26
		8"	203	54	41	76	36
		10"	254	65	50	90	44
		12"	305	71	53	99	49

811 扁索栓		AISI316					
Low Flat Cleat クリートローフラット型 Belegklampe Flach		Size	A	B	C	D	E
		inch	mm	mm	mm	mm	mm
		5"	124	46	25	41	29
		6"	148	56	28	40	39
		8"	198	62	31	49	44
		10"	254	63	40	57	45

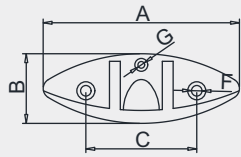
812 连体索栓		AISI316					
Mast Cleat マストクリート Mastklampe		Size	A	B	C	D	ΦF
		inch	mm	mm	mm	mm	mm
		4"	100	15.5	26.5	30	4.5
		5"	125	18	30	35	4.5
		6"	150	21	31	45	5
		8"	200	25	36	55	8
		10"	250	28	40	65	10

817

提拉索栓

Folding Cleat
折りクリート
Klappklampe

AISI316



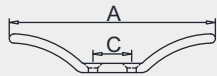
Size	A	B	C	ΦF	ΦG
inch	mm	mm	mm	mm	mm
5"	129	36	71	5.5	4
6"	155	55	85.5	8.2	5.2
8"	218	75	119	8.2	5

818

羊角索栓

Flag Pole Cleat
ロープクリート
Flaggenklampe

AISI316



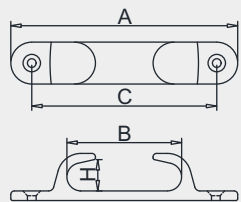
Size	A	C
inch	mm	mm
3"	67	10
4"	112	20
5"	151	25

819

直导缆器

Straight Chock
ストレートチョック
Lippklampe

AISI316



Size	A	B	C	D
inch	mm	mm	mm	mm
4"	102	46.5	82.5	17.5
5"	126	53	99	18
6"	152	78	122.5	21
8"	202	102.5	167.5	25
9"	230	103	182	28

820	斜导缆器 Bow Chock バウチョック Lippklampe	AISI316			
		Size	A	B	C
		inch	mm	mm	mm
		6" Left	154	34	21
		6" Right	154	34	21
		8" Left	203	38	27
		8" Right	203	38	27
		10" Left	254	48	32
		10" Right	254	48	32

821	空心缆桩 Hollow Bollard 中空ポラード Hohlpoller	AISI316					
		Size	A	B	C	D	E
		inch	mm	mm	mm	mm	
		5"	124	46	25	41	29
		6"	148	56	28	40	39
		8"	198	62	31	49	44
		10"	254	63	40	57	45

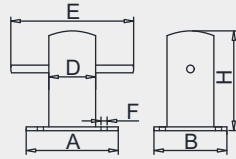
822	板凳缆桩 Double Horn Bollard ダブルホーンポラード Poller mit Doppelhorn	AISI316			
		Size	A	B	H
		inch	mm	mm	mm
		6"	152	60	63
		8"	203	70	85
		10"	255	80	100
		12"	310	90	115

823

筒子缆桩

Bollard
ボラード
Poller

AISI316



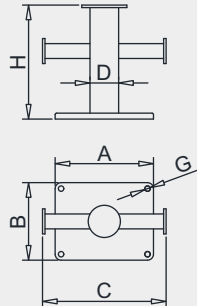
Size(A)	B	D	E	F	H
mm	mm	mm	mm	mm	mm
120	95	61	162	8.5	130
150	120	76	198	8.5	155

824

单十字缆桩

Cross Bollard
クロスボラード
Kreuzpoller

AISI316



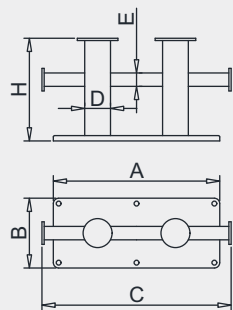
Size	A	B	C	D	H	G
mm	mm	mm	mm	mm	mm	mm
100×100	100	100	135	42	150	10.2
135×135	135	135	170	50	190	12.2
195×150	195	150	240	80	250	12.2
240×190	240	190	300	100	300	14.4

825

双十字缆桩

Double Cross Bollard
ダブルクロスボラード
Doppelkreuzpoller


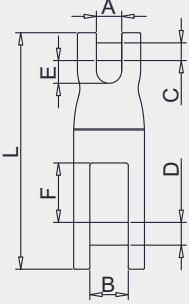
AISI316



Size	A	B	C	D	E	H
mm	mm	mm	mm	mm	mm	mm
310×130	310	130	350	50	25	190
370×150	370	150	410	80	38	190
500×180	500	180	550	100	50	280

826	锚链接器	AISI316
	Swivel Anchor Connector アンカーコネクター Ankerwirbel	

Size(ChainΦ)	A	B	C	D	E	F	L
mm	mm	mm	mm	mm	mm	mm	mm
6-8	10.5	15.5	8	10	10	23	91
10-12	13	18	12	12	12	27.5	116
14-16	18	31	14	16	17	31	141

827	单轮钢板锚支架
	Plate Anchor Bow Roller 板型アンカーローラー Stahlblech Bugrolle


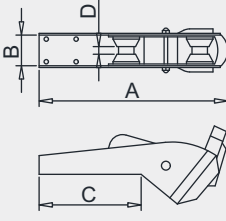



828	单轮铸造锚支架	AISI316
	Casting Anchor Bow Roller 鑄造アンカーローラー Feinguss Bugrolle	




829	斜底锚支架	AISI316
	Bow Roller with Rocker Plate ロッカープレートローラー Bugrolle mit Wippe	

Size(Anchor)	A	B	C	D
kg	mm	mm	mm	mm
7-15	430	72	228	16
10-20	580	72	390	16
15-30	735	79	505	25
30-50	892	90	615	36

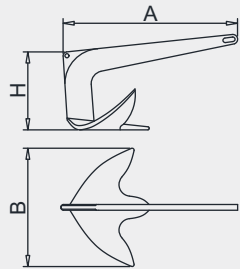



830

布鲁斯锚

Bruce Anchor
ブルースアンカー
Bruce Anker

AISI316



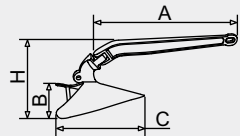
Size(Weight)	A	B	H
kg	mm	mm	mm
1	274	174	100
2	350	220	125
2.5	400	230	150
3	391	254	145
5	470	305	180
7.5	538	345	200
10	593	388	225
15	677	440	260
20	745	520	288
25	805	560	305
30	855	585	335
40	923	634	384
50	1000	685	380
80	1110	755	460

831

犁式锚

Plough Anchor
スキアンカー
Pflugscharanker

AISI316



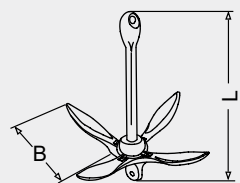
Size(Weight)	A	B	C	H
kg	mm	mm	mm	mm
5	470	242	350	252
7	504	265	395	250
9	571	290	420	305
10	575	298	423	305
12	650	298	423	305
15	687	325	558	355
16	687	325	558	355
20	713	375	560	355
22	720	360	560	355
27	780	405	605	393
34	835	645	653	465
35	810	395	695	425
40	810	645	653	450
50	965	540	745	500

832

伞形折叠锚

Folding Grapnel Anchor
折りアンカー
Klappdraggen

AISI316



Size(Weight)	L	B
kg	mm	mm
0.7	200	90
1.5	302	135
2.5	355	156
3.2	395	174
4	460	200
5	470	210
6	523	222
7	530	230
8	600	240
10	655	260
12	840	326

833 三角锚 Delta Anchor 三角アンカー Delta-Anker		AISI316		
Size(Weight)		A	B	C
kg		mm	mm	mm
3		440	200	180
4		518	220	195
5		580	260	240
6		580	260	240
7		580	260	240
7.5		610	270	285
8		655	277	285
10		680	280	296
15		810	340	315
20		840	365	339
25		950	395	433
30		1035	420	460
40		1115	460	510
50		1200	487	540
60		1270	595	515
80		1470	660	590

834 丹佛斯锚 Danforth Anchor ダンフォースアンカー Danforth-Anker		AISI316	
Size(Weight)		A	L
kg		mm	mm
5		450	540
7		480	630
10		500	705
15		600	855
20		630	860
30		740	980
40		805	1070
50		865	1130

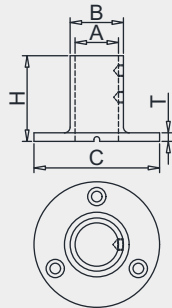
835 波尔锚 Pool Anchor プールアンカー Pool-Anker		AISI316		
Size(Weight)		L	A	B
kg		mm	mm	mm
12		425	315	240
20		455	385	325
25		480	410	340
30		505	430	365
35		530	460	390
45		575	490	415
60		665	555	470
100		775	655	555
120		825	700	595
140		870	735	625
160		905	765	650
180		945	800	680

836

直圆管座

Straight Round Base
ストレートラウンドベース
Relingfuss 90° Rund

AISI316



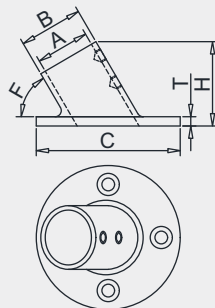
Size(TubeΦ)	A	B	C	T	H
mm	mm	mm	mm	mm	mm
22	22.7	28	66	4.5	45.5
25	25.8	32.2	69	4.5	46
30	30.7	36.5	72	4.5	46
32	32.2	39	75	4.5	42

837

斜圆管座

Inclined Round Base
傾斜ラウンドベース
Relingfuss Rund

AISI316



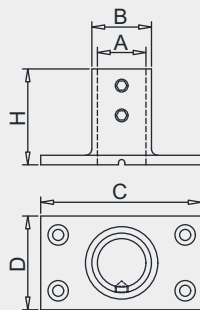
Size(TubeΦ)	A	B	C	T	F	H
mm	mm	mm	mm	mm	angel	mm
22×30°	22.8	29	65	5	30°	37
22×45°	22.5	29	66	5.5	45°	38
22×60°	22.5	29	66	5	60°	40
25×30°	25.8	32	72	5	30°	37
25×45°	25.8	32	72	5.5	45°	40
25×60°	25.8	32	70	5	60°	40
30×60°	30.5	37	72	5	60°	49
32×60°	32.7	40	72.5	5	60°	53

838

直方管座

Straight Square Base
ストレートスクエアベース
Relingfuss 90° Quadrat

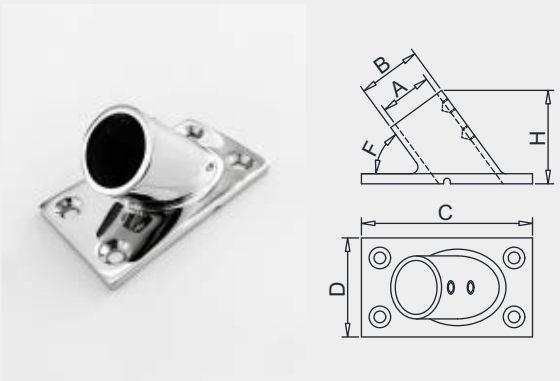
AISI316



Size(TubeΦ)	A	B	C	D	H
mm	mm	mm	mm	mm	mm
22	22.4	28.5	76	44	45
25	25.8	31.8	82	47.5	45.5
30	30.7	36.5	86	52	46
32	32.5	40	87	52	46

839 斜方管座 AISI316

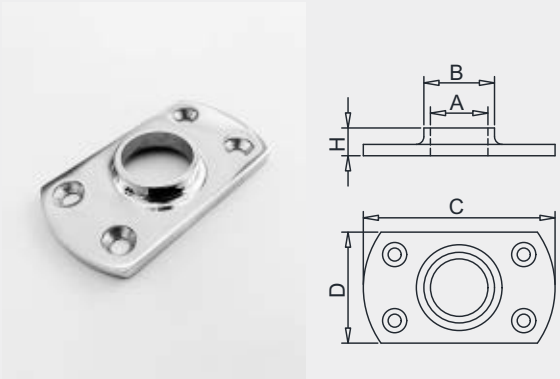
Inclined Square Base
傾斜スクエアベース
Relingfuss Quadrat



Size(TubeΦ)	A	B	C	D	F	H
mm	mm	mm	mm	mm	angel	mm
22×30°	22.4	28	79	44	30°	37
22×45°	22.7	28.5	79	44	45°	41
22×60°	25.7	28.8	79	44	60°	49
25×30°	26	32.2	83	47.5	30°	39
25×45°	25.9	32.5	83	47.5	45°	46
25×60°	25.8	32	82	47.5	60°	45.5
30×60°	30.8	38.2	87	52.5	60°	55
32×60°	32.8	40.2	87	52.5	60°	55

840 焊接直方管座 AISI316

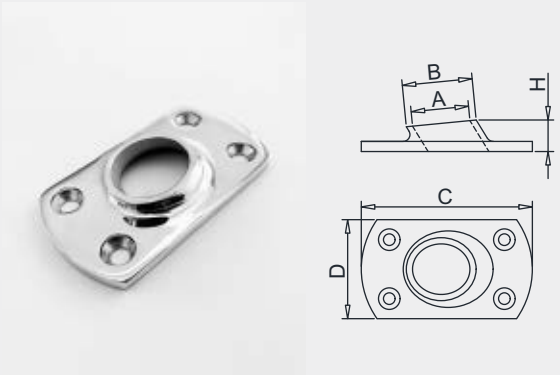
Straight Rectangular Base for Welding
溶接ストレートスクエアベース
Relinganschweißfuß 90°



Size(TubeΦ)	A	B	C	D	H
mm	mm	mm	mm	mm	mm
22	22.6	27.5	78.5	44	12
25	25.6	31.5	77.5	43.5	12.5

841 焊接斜方管座 AISI316

Inclined Rectangular Base for Welding
溶接傾斜スクエアベース
Relinganschweißfuß



Size(TubeΦ)	A	B	C	D	F	H
mm	mm	mm	mm	mm	angel	mm
22×45°	22.5	28	77	43	45°	16
22×60°	22.5	28	77	44	60°	17
25×45°	25.4	31.5	78	44	45°	17
25×60°	25.5	32	78	44	60°	17

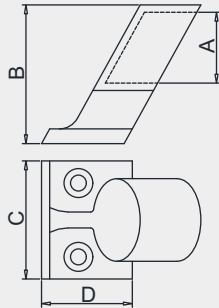
842

前支架

Front Stanchion
フロント支柱
Handlaufendstück

AISI316

Size(TubeΦ)	A	B	C	D
mm	mm	mm	mm	mm
22	22.6	45	41.5	28
25	25.8	45	41.5	28



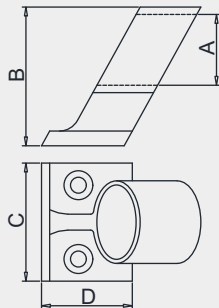
843

中支架

Center Stanchion
センター支柱
Handlaufdurchlass

AISI316

Size(TubeΦ)	A	B	C	D
mm	mm	mm	mm	mm
22	22.6	45	41.5	28
25	25.8	45	41.5	28



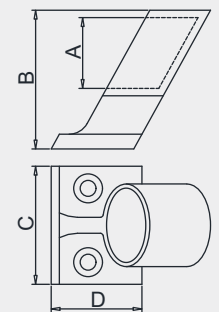
844

后支架

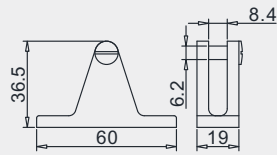
Tail Stanchion
テール支柱
Handlaufendstück

AISI316

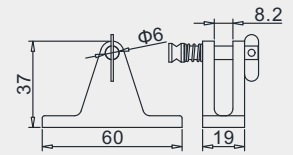
Size(TubeΦ)	A	B	C	D
mm	mm	mm	mm	mm
22	22.6	45	41.5	28
25	25.8	45	41.5	28



845 **山型座** AISI316
Deck Hinge
デッキヒンジ
Verdeckbeschlag

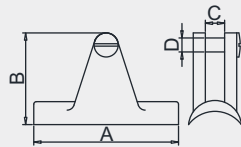


846 **带锁片山型座** AISI316
Deck Hinge with Removable Pin
デッキヒンジトグルピン付
Verdeckbeschlag mit Sicherungsbolzen




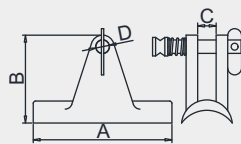
847 **弧形山型座** AISI316
Concave Deck Hinge
凹型デッキヒンジ
Verdeckbeschlag rund

Size(TubeΦ)	A	B	C	D
mm	mm	mm	mm	mm
22	60	37.8	18.6	6
25	56.5	36	15.3	6.2



848 **带锁片弧形山型座** AISI316
Concave Deck Hinge with Removable Pin
凹型デッキヒンジトグルピン付
Verdeckbeschlag rund mit Sicherungsbolzen

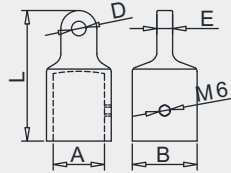
Size(TubeΦ)	A	B	C	D
mm	mm	mm	mm	mm
22	60	37.6	19	6
25	56.5	36	15.2	6



849

滑帽
Top Cap
トップキャップ
Endkappe

AISI316

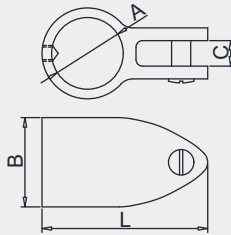


Size(TubeΦ)	A	B	D	E	L
mm	mm	mm	mm	mm	mm
19	19.5	25	6.5	7	55
20	20.5	26.5	6.5	7	55
22	22.5	28.8	6.5	7	58
25	25.8	31.8	6.5	7	56
30	30.8	37.5	6.5	7.2	61
32	32.8	39.6	6.5	7.2	61

850

滑套
Top Slide
トップスライド
Rohrmittelstück

AISI316

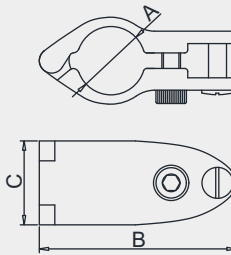


Size(TubeΦ)	A	B	C	L
mm	mm	mm	mm	mm
19	19.6	25	7.5	45
20	20.4	25	7.5	45
22	22.5	28	7.8	52
25	25.8	28.5	8	54
30	30.8	29	7.6	62
32	32.8	30	8	68

851


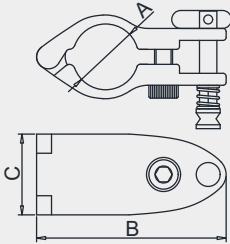
管夹
Jaw Slide
パイプクランプ
Rohrschlitten

AISI316




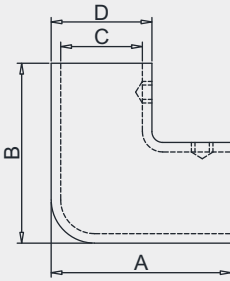
Size(TubeΦ)	A	B	C
mm	mm	mm	mm
22	22	64	27
25	25	69	28
30	30	73	27
32	32	73	27
38	38	85	28.5
50	50	103	32

852	带锁片管夹	AISI316
	Jaw Slide with Removable Pin パイプクランプトグルピン付 Rohrschlitten mit Sicherungsbolzen	


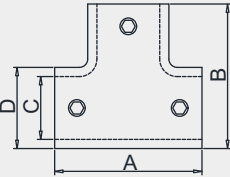
Size(TubeΦ)	A	B	C
mm	mm	mm	mm
22	22	64	27
25	25	69	28
30	30	73	27
32	32	73	27

853	弯头	AISI316
	Corner Elbow エルボ Relingverbindung	

Size(TubeΦ)	A	B	C	D
mm	mm	mm	mm	mm
22	50	50	22.6	
25	51	51	25.6	31.6
30	54	54	30.6	36.5
32	58	58	32.5	39.5

854	三通	AISI316
	Tee Rail Connector ストレートティ T-Stück 90°	

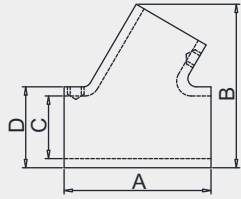
Size(TubeΦ)	A	B	C	D
mm	mm	mm	mm	mm
22	53	52	22.6	29.2
25	54	52	25.8	32
30	76	82	30.6	37.2
32	77	86	32.6	39.5
38	85	85	38.8	45

855

斜三通

Tee Rail Connector 60°
 アングルティ
 T-Stück 60°

AISI316



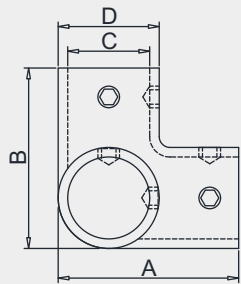
Size(TubeΦ)	A	B	C	D
mm	mm	mm	mm	mm
22	51	59	22.7	29
25	54	63	25.8	32
30	75	78	30.8	36.5
32	75	78	32.8	38.5

856

坐三通

90° 3 Way Tee Rail Connector
 エルティ
 Drei Wege Verbindung 90°

AISI316



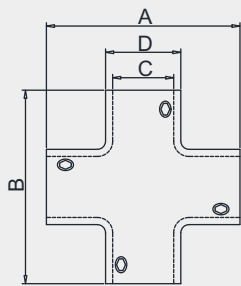
Size(TubeΦ)	A	B	C	D
mm	mm	mm	mm	mm
22	50	50	22.6	28.6
25	50	50	25.8	31
30	56	56	30.8	36.8
32	58	58	32.8	39
38	80	80	38.8	45

857

十字通

4 Way Cross Rail Connector
 クロスコネクタ
 Vier Wege Verbindung

AISI316



Size(TubeΦ)	A	B	C	D
mm	mm	mm	mm	mm
22	72	72	22.7	28.5
25	72	72	25.8	32.5
30	75	75	30.5	36.5
32	81	81	32.6	39

858	坐四通	AISI316
	4 Way Tee Rail Connector 四方エルボ Vier Wege T-Stück	


Size(TubeΦ)	A	B	C	D
mm	mm	mm	mm	mm
22	69	50	22.8	29.5
25	69	50	25.8	32

859	夹绳器	AISI316
	Cleat Inox for Rope ロープクランプ Taufklemme	

Size(A)	B	H	D(Φ)
mm	mm	mm	mm
69	17	19	4
81	18	24	5

860	快速夹绳器	AISI316
	Cam Cleat カムクリート Schotklemmen	

861	天线座	AISI316
	Adjustable Antenna Base アンテナベース Antennenhalter	

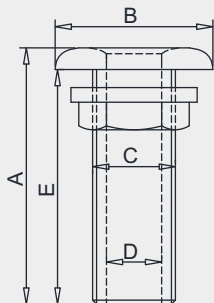


862

全丝出水口

Thru-hull with External Thread
フルねじアウトレット
Borddurchlass mit Außengewinde

AISI316



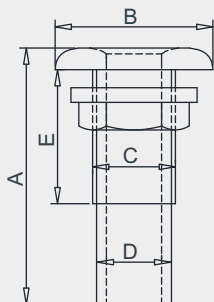
Size	A	B	C	D	E
inch	mm	mm	mm	mm	mm
3/8"	59	35	16.5	11	54
1/2"	63	40	21	14	58
3/4"	75	49	26	19	69
1"	78.5	54	33.5	25.4	72
1-1/4"	84	64	43	34.5	78.5
1-1/2"	85	72	48	38.5	79
2"	100	85	60	50.8	95
2-1/2"	119	101	75	64.5	110

863

半丝出水口

Thru-hull with Hose Connection
ホース接続アウトレット
Borddurchlass mit Schlauchanschluss

AISI316



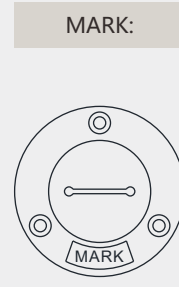
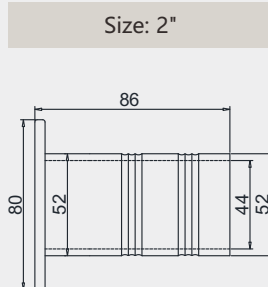
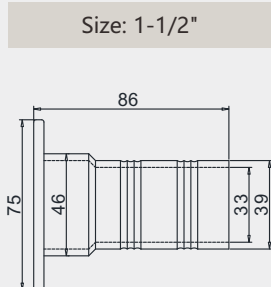
Size	A	B	C	D	E
inch	mm	mm	mm	mm	mm
1/2"	58	35	16.5	14	31
3/4"	63	40	21	18.5	33
7/8"	75	49	26.2	23	42
1"	78	54	33	26	43
1-1/4"	85	57	42	33.5	47
1-1/2"	85	63	42	39.5	47
1-3/4"	87	71	49	46	48
2"	100	85	59	52	50

864

小钥匙直加油口

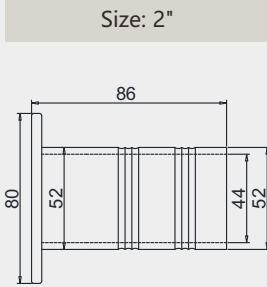
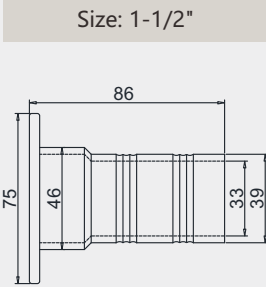
Hose Deck Fill Cap with Key
タンクフィラーキー付き
Tankeinfüllstutzen mit Schlüssel

AISI316



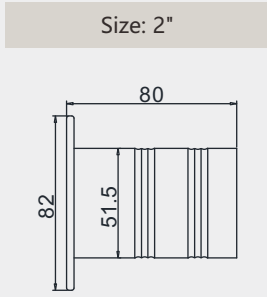
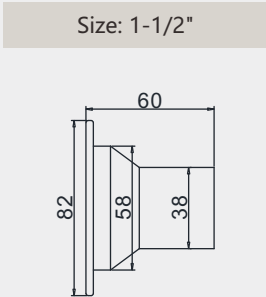
- ① FUEL
- ② DIESEL
- ③ WASTE
- ④ WATER
- ⑤ GAS

865 翻盖直加油口 AISI316
 Hose Deck Fill Cap Keyless
 タンクフィラー
 Tankeinfüllstutzen

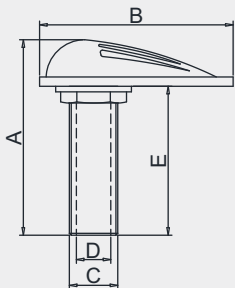


- ① FUEL
- ② DIESEL
- ③ WASTE
- ④ WATER
- ⑤ GAS

866 直地漏 AISI316
 Floor Drain
 床ドレン
 Bodenablauf



867 海底门 AISI316
 Intake Strainer
 インテークストレーナ
 Wassereinlass



Size	A	B	C	D	E
inch	mm	mm	mm	mm	mm
3/8"	90	82	16.5	11	65
1/2"	90	82	21	12.5	66
3/4"	107	104	26	18.5	80
1"	106	106	33	25.5	76
1-1/4"	103	117	42	32	77
1-1/2"	109	133	47.5	38	80
2"	124	152	60	50	91
2-1/2"	153	198	75	63.5	111
3"	178	240	88	76	130

868

铸造合页

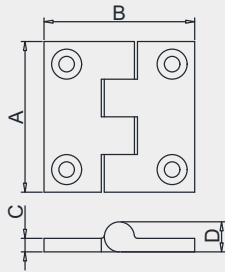
Casting Hinge

铸造ヒンジ

Scharnier, Guss

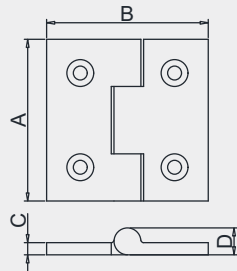
AISI316

868-1



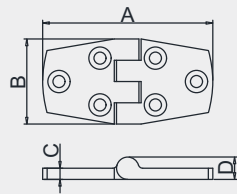
Size	A	B	C	D
mm	mm	mm	mm	mm
38	38	38	3.7	8
40	40	40	3.7	8
50	50	50	4.5	10

868-2



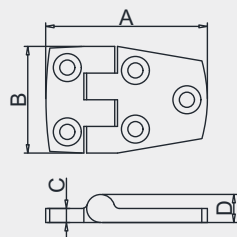
Size	A	B	C	D
mm	mm	mm	mm	mm
60	60	60	5	15
75	75	75	6	16

868-3




Size	A	B	C	D
mm	mm	mm	mm	mm
76	76	38	5	9.4
102	102	38	5.1	10.2

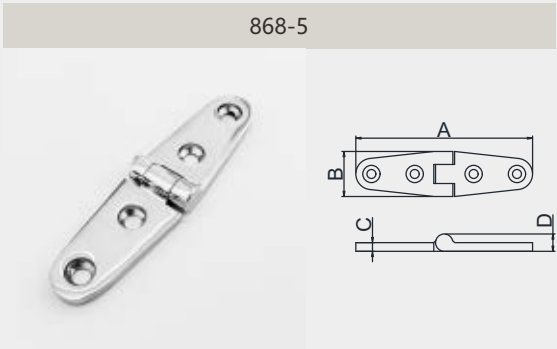
868-4



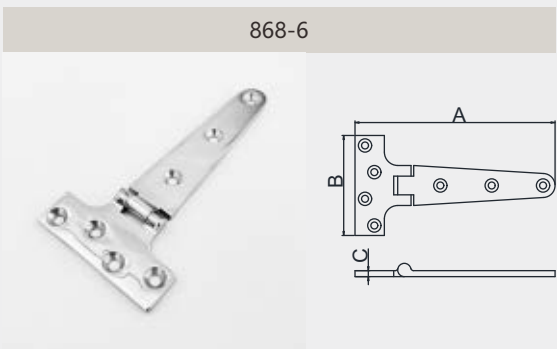
Size	A	B	C	D
mm	mm	mm	mm	mm
57	57	38	4.5	9
76	76	38	4.4	9.1




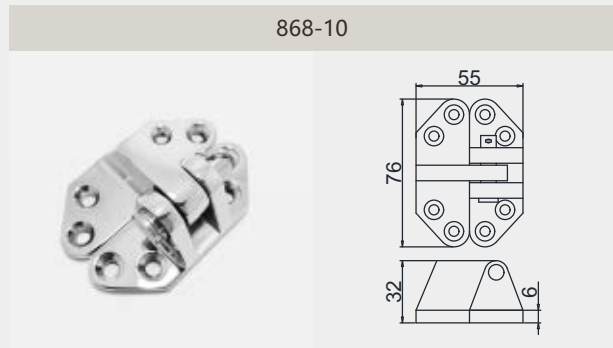
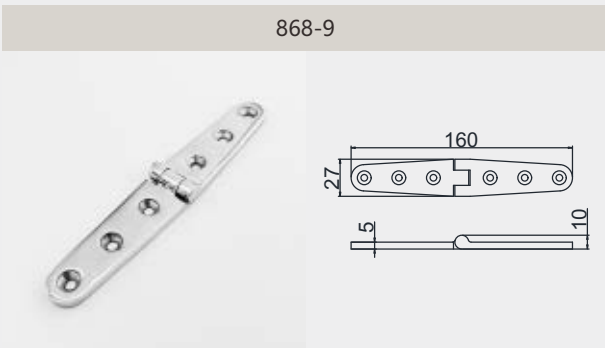
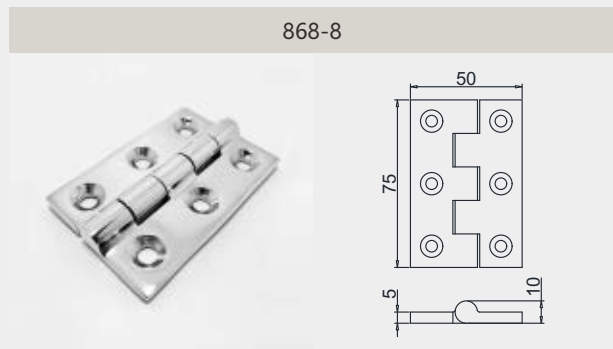
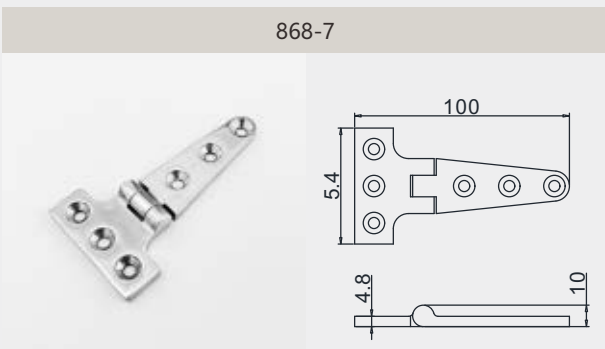
868 铸造合页 Casting Hinge 铸造ヒンジ Scharnier, Guss AISI316



Size	A	B	C	D
mm	mm	mm	mm	mm
96	96	32	5	9.7
102	102	26	4.5	9



Size	A	B	C
mm	mm	mm	mm
150	150	72	4.5
196	196	97	5.8

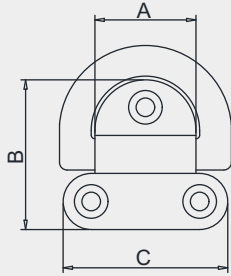


869

D型拉环

D Pull Ring
Dランドフック
D-Zugring

AISI316



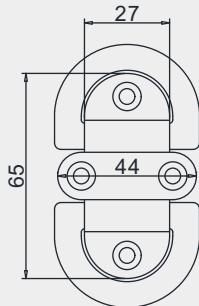
Size	A	B	C
mm	mm	mm	mm
6	27	40	44
8	34	49.5	55
10	44	65	70

870

双D型拉环

Double D Pull Ring
ダブルDグランドフック
Doppel D-Zugring

AISI316

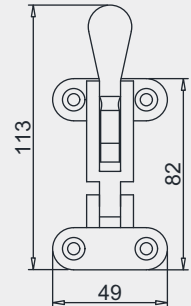


871

箱包扣

Swivel Hasp
スイベルハップ
Überfallscharnier

AISI316

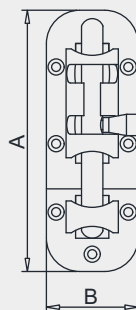


872

插销

Barrel Bolt
バレルボルト
Verschlusscharnier

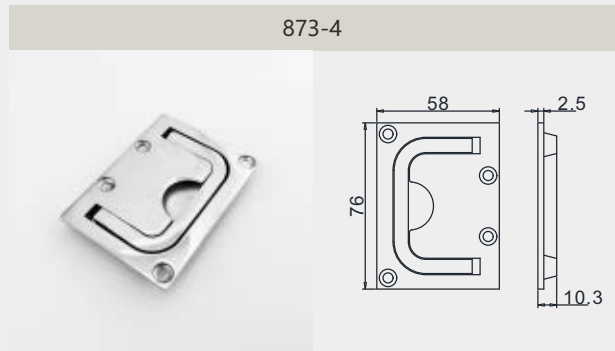
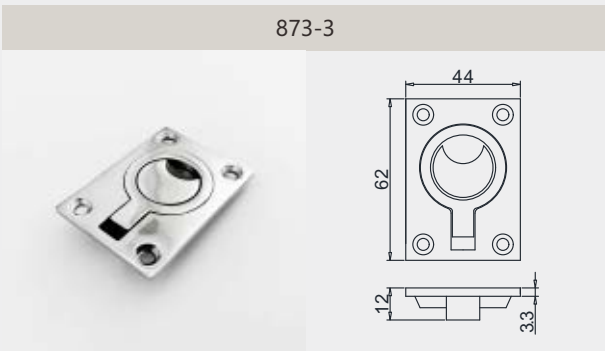
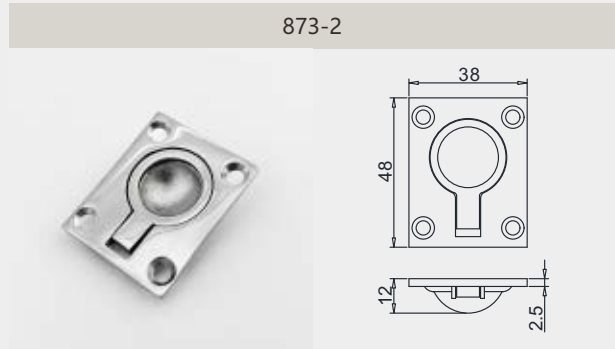
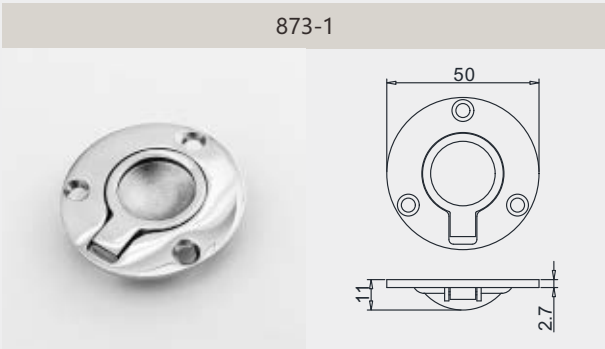
AISI316



Size(A)	B
mm	mm
90	27
108	34


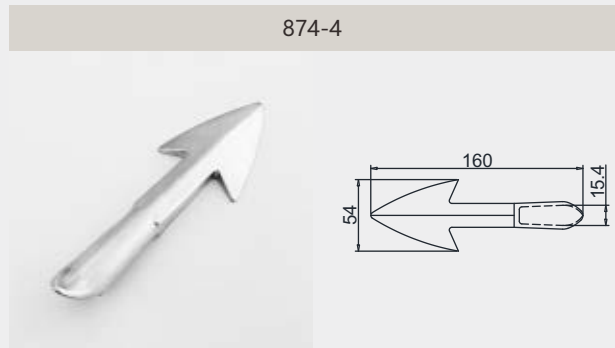
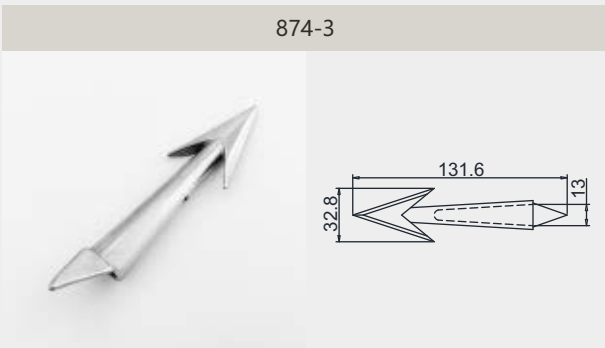
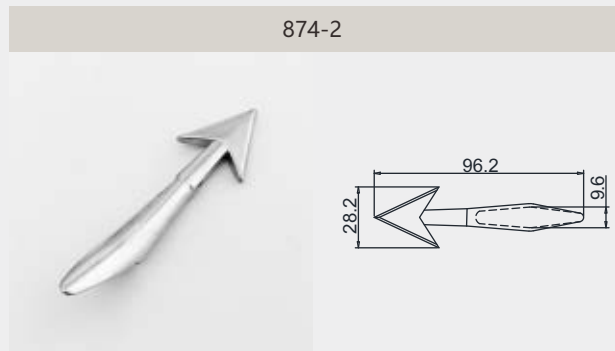
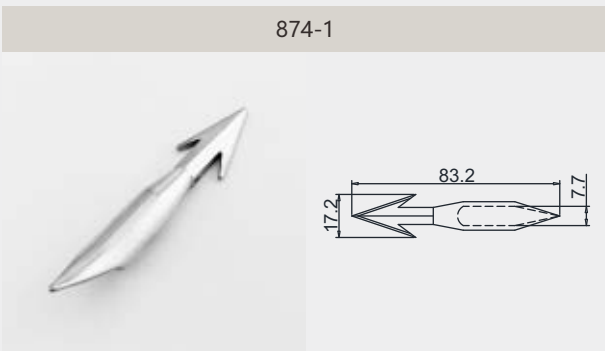
873 地板拉环
Flush Lift Ring
沈み取手
Einlassgriff

AISI316



874 鱼镖
Harpoon Head
銛 (もり)
Harpunenkopf

AISI316

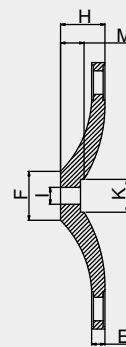
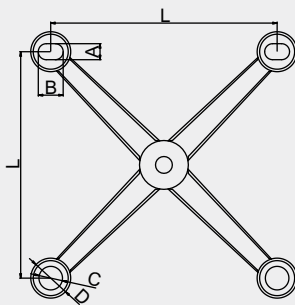


901

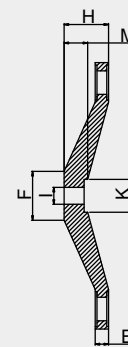
驳接爪四爪

Spider with 4 Arms
ステンレススパイダー (4穴タイプ)
Spinne mit 4 Arme

AISI304/AISI316



L=200mm



L=220-300mm

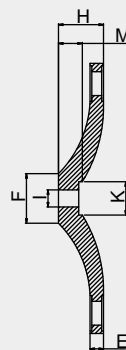
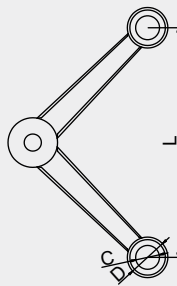
Size	L	A	B	H	M	E	D	C	F	I	K
mm	mm	mm	mm	mm	mm	mm	mm	mm	mm	mm	mm
200	200	18	28	50	24	12	45	26	45	18	37
220	220	18	28	50	25	14	45	26	50	18	37
250	250	18	28	50	25	15	45	26	50	18	37
300	300	18	28	50	32	18	45	26	60	20	37

902

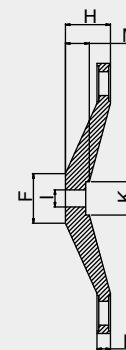
驳接爪两爪90°

Spider with 2 Arms 90°
スパイダー (2穴タイプ90°)
Spinne mit 2 Arme 90°

AISI304/AISI316



L=200mm



L=220-300mm

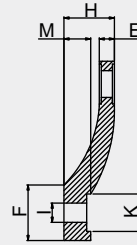
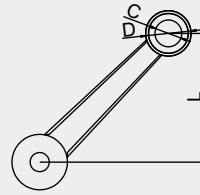
Size	L	H	M	E	D	C	F	I	K
mm	mm	mm	mm	mm	mm	mm	mm	mm	mm
200	200	50	24	12	45	26	45	18	37
220	220	50	25	14	45	26	50	18	37
250	250	50	25	15	45	26	50	18	37
300	300	50	32	18	45	26	60	20	37

903

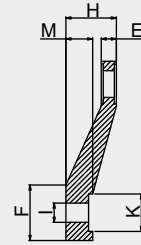
驳接爪长单

Spider with One Long Arm
 スパイダー (1穴タイプロングアーム)
 Spinne mit einem langen Arm

AISI304/AISI316



L=200mm



L=220-300mm

Size	L	H	M	E	D	C	F	I	K
mm	mm	mm	mm	mm	mm	mm	mm	mm	mm
200	100	50	24	12	45	26	45	18	37
220	110	50	25	14	45	26	50	18	37
250	125	50	25	15	45	26	50	18	37
300	150	50	32	18	45	26	60	20	37

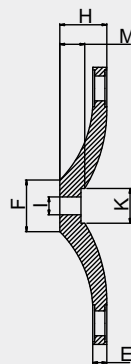
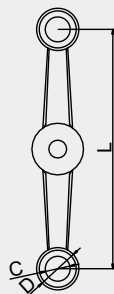


904

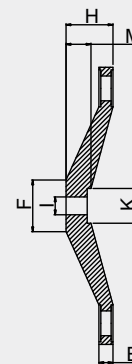
驳接爪两爪180°

Spider with 2 Arms 180°
 スパイダー (2穴タイプ180°)
 Spinne mit 2 Arme 180°

AISI304/AISI316



L=200mm



L=220-300mm

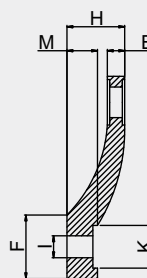
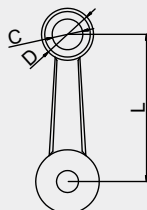
Size	L	H	M	E	D	C	F	I	K
mm	mm	mm	mm	mm	mm	mm	mm	mm	mm
200	200	50	24	12	45	26	45	18	37
220	220	40	25	14	45	26	50	18	37
250	250	40	25	15	45	26	50	18	37
300	300	50	32	18	45	26	60	20	37

905

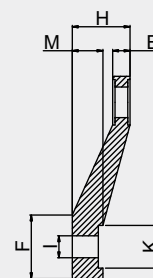
驳接爪短单

Spider with One Short Arm
 スパイダー (1穴タイプショートアーム)
 Spinne mit einem kurzen Arm

AISI304/AISI316



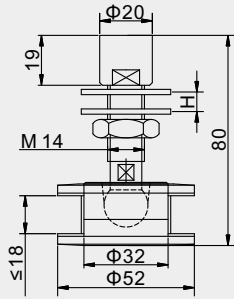
L=200mm



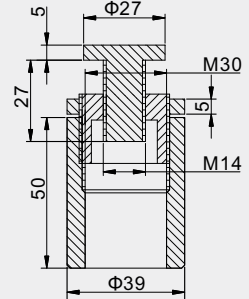
L=220-300mm

Size	L	H	M	E	D	C	F	I	K
mm	mm	mm	mm	mm	mm	mm	mm	mm	mm
200	100	50	24	12	45	26	45	18	37
220	110	40	25	14	45	26	50	18	37
250	125	40	25	15	45	26	50	18	37
300	150	50	32	18	45	26	60	20	37

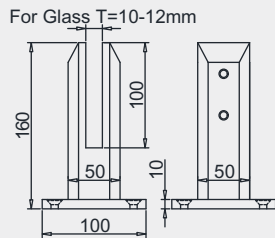
906 驳接头 AISI304/AISI316
Routel
スパイダーフィックス
Spinne Routel



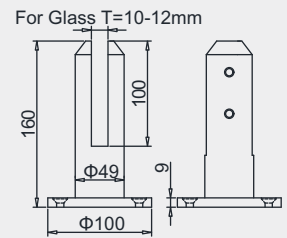
907 转接件 AISI304/AISI316
Connector
コネクタ
Steckverbinder



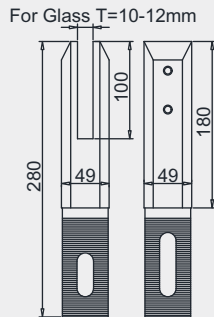
908 方形落地玻璃夹 304/316/2205
Square Frameless Glass Spigot
四角ガラスクリップ
Quadratische Glasklammer




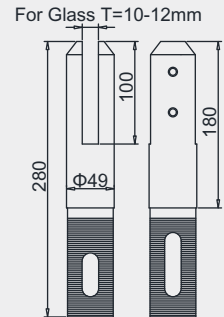
909 圆柱落地玻璃夹 304/316/2205
Cylinder Frameless Glass Spigot
円筒ガラスクリップ
Zylinderglasklemme



910 方形预埋玻璃夹 304/316/2205
Square Core Drill Glass Spigot
四角埋め込みガラスクリップ
Quadratische Eingebettete Glasklammer



911 圆形预埋玻璃夹 304/316/2205
Cylinder Core Drill Glass Spigot
円筒埋め込みガラスクリップ
Zylinder Eingebettete Glasklemme

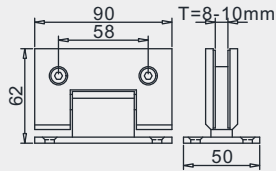


912

玻璃合页90°

AISI304/AISI316

Glass Hinge 90°
ガラスヒンジ 90°
Glasscharnier 90°

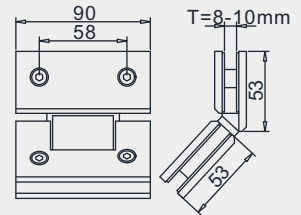


913

玻璃合页135°

AISI304/AISI316

Glass Hinge 135°
ガラスヒンジ 135°
Glasscharnier 135°

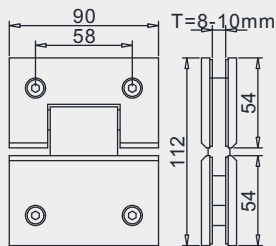


914

玻璃合页180°

AISI304/AISI316

Glass Hinge 180°
ガラスヒンジ 180°
Glasscharnier 180°

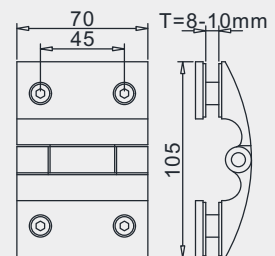


915

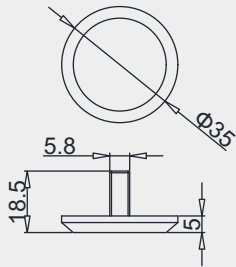
弧形玻璃合页

AISI304/AISI316

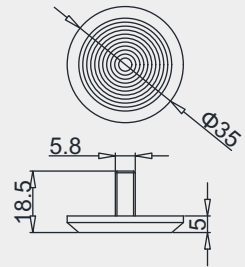
Curved Glass Hinge
弧状ガラスヒンジ
Geschwungenes Glasscharnier



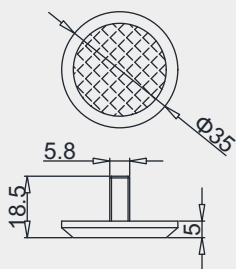
916 光面盲道钉 AISI304/AISI316
Tactile Indicator Stud Plain
平面点字鋇
Taktile Bodenanzeige Stud Schlicht



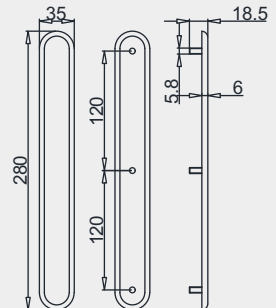
917 螺旋纹盲道钉 AISI304/AISI316
Tactile Indicator Stud Circle
サークル点字鋇
Taktile Bodenanzeige Stud Kreis



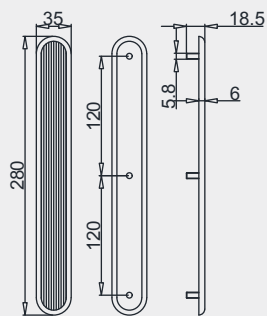
918 菠萝纹盲道钉 AISI304/AISI316
Tactile Indicator Diamond
クロス点字鋇
Taktile Bodenanzeige Stud Diamant




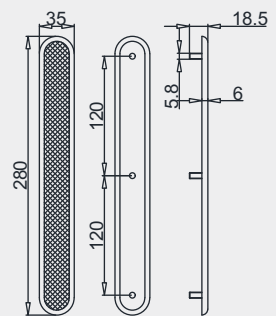
919 光面盲道条 AISI304/AISI316
Tactile Indicator Strip Plain
平面線状鋇
Taktile Bodenanzeige Streifen Schlicht



920 直条纹盲道条 AISI304/AISI316
Tactile Indicator Strip Line
ライン線状鋇
Taktile Bodenanzeige Streifen Linie



921 菠萝纹盲道条 AISI304/AISI316
Tactile Indicator Strip Diamond
クロス線状鋇
Taktile Bodenanzeige Streifen Diamant



922

护栏立柱


Balustrade Post

手摺支柱

Balustradenpfosten

AISI304/AISI316



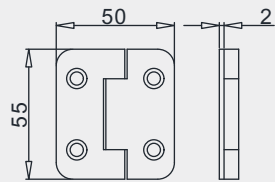


923

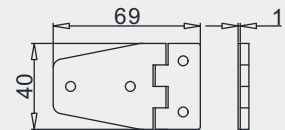
合页
Hinge
ヒンジ
Scharnier

AISI304/AISI316

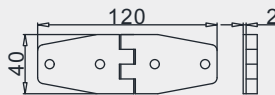
923-1



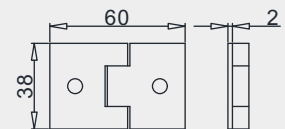
923-2



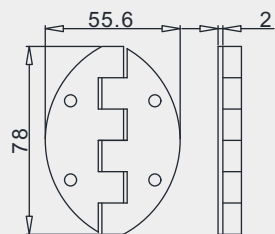
923-3



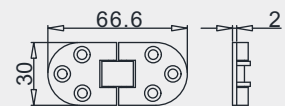
923-4



923-5



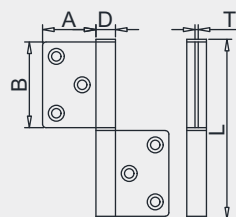
923-6



924

分体合页
Split Hinge
スプリットヒンジ
Geteiltes Scharnier

AISI304/AISI316



Size	L	A	B	ΦD	T
mm	mm	mm	mm	mm	mm
2.5"	64	17	30.5	7	1
3"	79	23	37	9	1.2
4"	101	30	48	11	1.8
5"	132	40	62	18	3

925 子母合页 AISI304/AISI316

Mother Child Hinge
母子ヒンジ
Mutter Kind Scharnier

Size	L	A	B	C	D	T
mm	mm	mm	mm	mm	mm	mm
4"	100	38	68	24	14.5	3
5"	125	38	76	24	14.5	3

926 门窗搭扣 AISI304/AISI316

Hook Eye Latch
フックアイラッチ
Kabinehaken


Size	L	A	B	ΦD
mm	mm	mm	mm	mm
3"	65	39	26	6
4"	90	39	26	6
6"	140	39	26	6
8"	190	39	26	6
10"	240	39	26	6
12"	290	39	26	6
14"	340	39	26	6
16"	390	39	26	6

927 插销 AISI304/AISI316

Barrel Bolt
バレルボルト
Verschlusscharnier

928 画框挂钩 AISI304/AISI316

Picture Frame Hook
額縁フック
Bilderrahmen Haken



户外航空铝系列
Aviation Aluminum Series

7075航空铝

7075航空铝产品具有强度高，重量轻，耐腐蚀等优异性能，广泛应用于户外登山攀岩，运动健身，救援防护，游乐设施等场合。可定制各种色彩。

7075 aviation aluminum products have excellent properties such as high strength, light weight and corrosion resistance. They are widely used in outdoor mountaineering and rock climbing, sports fitness, rescue protection, amusement facilities and other occasions. The color could be customized.

4 Types of Gate



A Type
Straight Gate
Fast Switch
直形开口
闭合方便



B Type
Nut Gate
High safety
螺母紧固
安全性高



S Type
Wire Gate
Lightweight Design
钢丝弹簧
轻量化设计

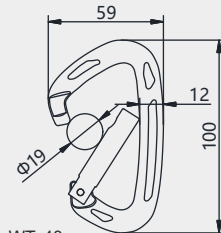


TN Type
Auto Gate
Fast and Safety
自动锁扣
兼顾安全和便利

A01

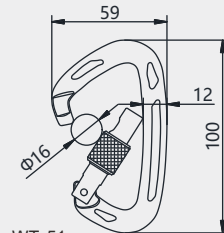


7075 aluminum
BL: KN $\pm 24 \pm 7 \phi 7$



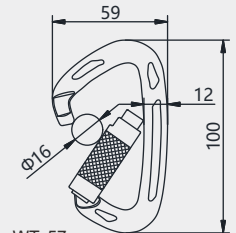
WT: 48g

A01-A



WT: 51g

A01-B



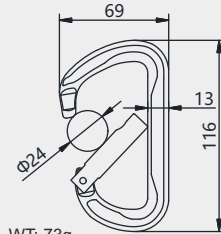
WT: 57g

A01-TN

A02

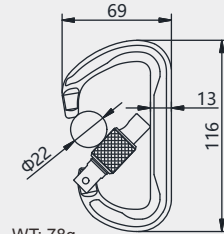


7075 Aluminum
BL: KN $\pm 30 \pm 9 \phi 9$



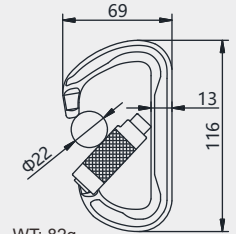
WT: 73g

A02-A



WT: 78g

A02-B



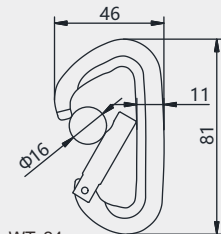
WT: 82g

A02-TN

A03

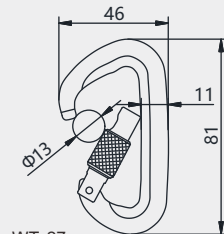


7075 Aluminum
BL: 12KN



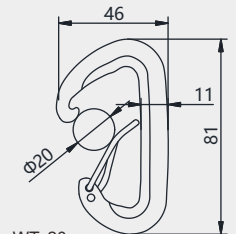
WT: 24g

A03-A



WT: 27g

A03-B



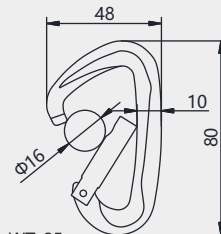
WT: 20g

A03-S

A04

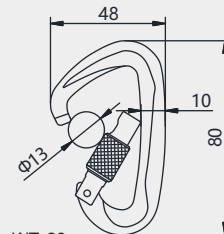


7075 Aluminum
BL: 12KN



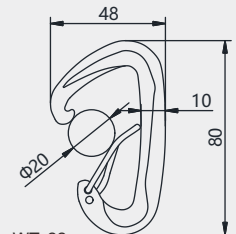
WT: 25g

A04-A



WT: 28g

A04-B



WT: 22g

A04-S



A05

7075 Aluminum
BL: KN +25 ±7 Ø7
WT: 63g
A05-B

A09

7075 Aluminum
BL: KN +35 ±12 Ø16
WT: 125g

A06

7075 Aluminum
BL: KN +25 ±7 Ø8
WT: 89g
A06-TN

A10

6061 Aluminum
BL: 35KN
WT: 120g

A07

7075 Aluminum
BL: KN +25 ±8 Ø8
WT: 81g
A07-B

A11

7075 Aluminum
BL: 30KN
WT: 74g

A08

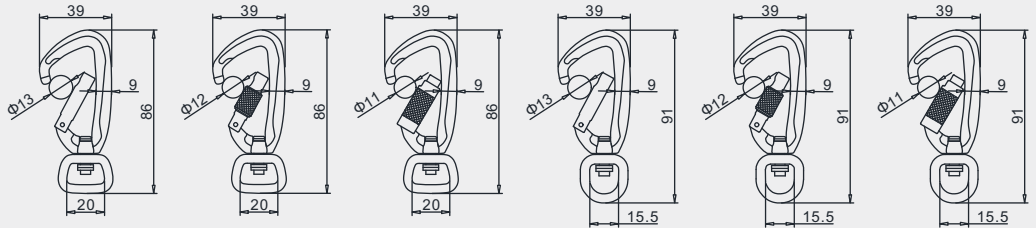
7075 Aluminum
BL: KN +25 ±8 Ø7
WT: 81g
A08-TN



A12



7075 Aluminum
BL: 4KN



A12-D1A

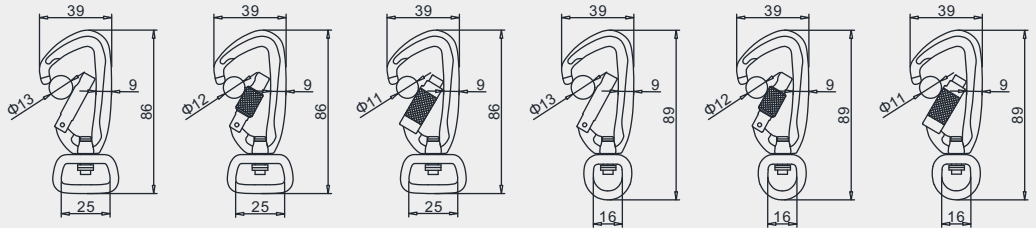
A12-D1B

A12-D1TN

A12-D2A

A12-D2B

A12-D2TN



A12-D3A

A12-D3B

A12-D3TN

A12-D4A

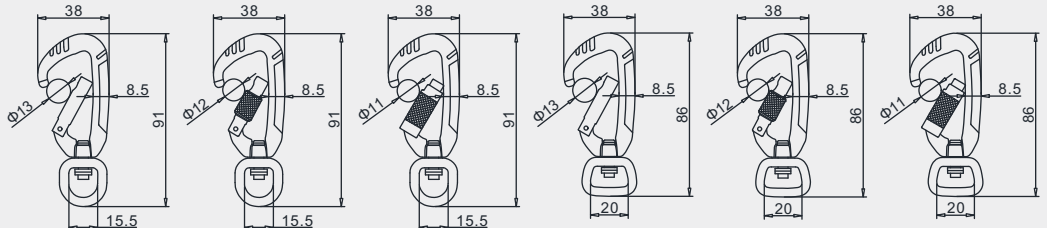
A12-D4B

A12-D4TN

A13



7075 Aluminum
BL: 4KN



A13-D1A

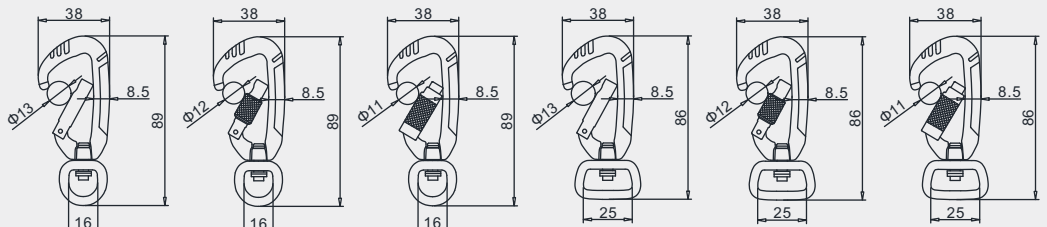
A13-D1B

A13-D1TN

A13-D2A

A13-D2B

A13-D2TN



A13-D3A

A13-D3B

A13-D3TN

A13-D4A

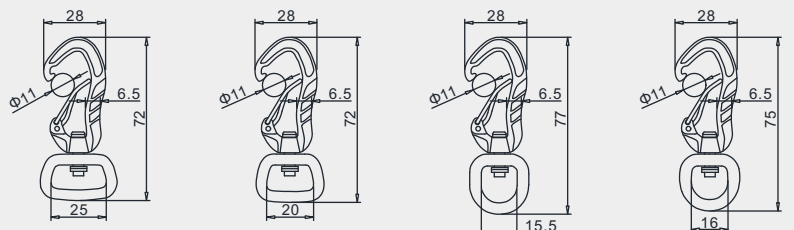
A13-D4B

A13-D4TN

A14



7075 Aluminum
BL: 4KN



A14-D1S

A14-D2S

A14-D3S

A14-D4S

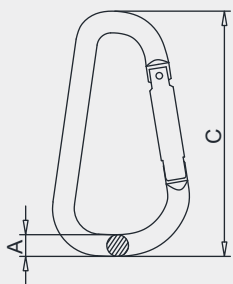


A15

D型铝钩

D Type Aluminum Hook
D型アルミフック
D-Typ Aluminiumhaken

Aluminum



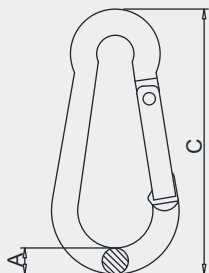
Size	A	C
mm	mm	mm
#4	3.6	38
#5	3.6	46
#6	4.5	56
#7	5	62
#8	6	72

A16

铝弹簧钩

Aluminum Snap Hook
アルミスナップフック
Karabinerhaken aus Aluminium

Aluminum



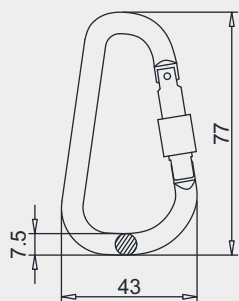
Size	A	C
mm	mm	mm
#4	3.6	41
#5	3.6	46
#6	4.5	59
#7	5	68
#8	6	76

A17

D型铝钩带螺母

D Type Aluminum Hook with Nut
D型アルミフックナット付
D-Typ Aluminiumhaken mit Mutter

Aluminum

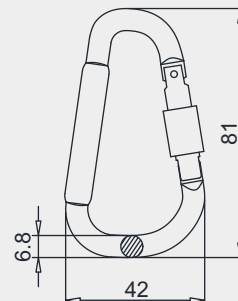


A18


长螺母铝钩

Aluminum Hook with Long Nut
アルミフックロングナット付
Aluminiumhaken mit Lang Mutter

Aluminum



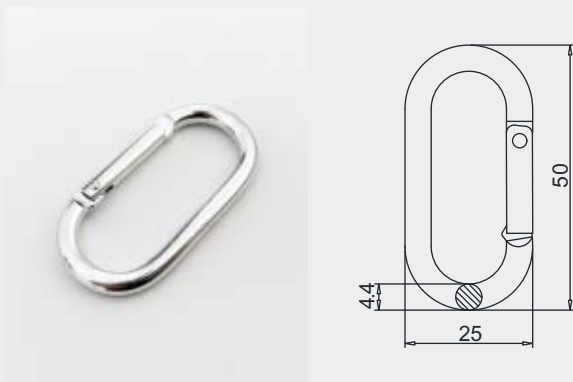
A19 扁铝钩 Aluminum
 Flat Aluminum Hook
 フラットアルミフック
 Flacher Aluminiumhaken



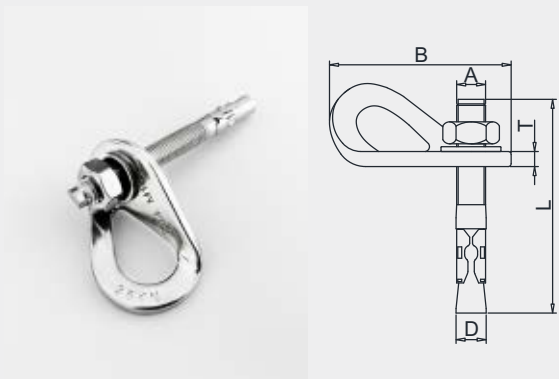
A20 扁S型铝钩 Aluminum
 Flat S-shaped Aluminum Hook
 フラットS型アルミフック
 Flacher S-förmiger Aluminiumhaken



A21 椭圆铝钩 Aluminum
 Oval Aluminum Hook
 オーバルアルミフック
 Ovaler Aluminiumhaken



A22 登山固定锚点
 Climbing Anchor Hanger
 登山アンカー
 Kletteranker Aufhänger



AISI304/AISI316

Size(A)	B	T	L	D	WLL	WT
mm	mm	mm	mm	mm	KN	kg
M8	60	5	80	7.8	25	0.100
M10	60	5	100	9.8	25	0.125
M12	60	5	100	11.8	30	0.150



Item No.	Description	Page
101	DIN741 Wire Rope Clip	12
102	JIS Wire Rope Clip	12
103	Italian Type Wire Rope Clip	12
104	Heavy Type Wire Rope Clip	13
105	US Type Wire Rope Clip	13
106	Stamping Type Wire Rope Clip	14
107	Simplex Wire Rope Clip	14
108	Duplex Wire Rope Clip	14
109	European Wire Rope Thimble	15
110	US Type Wire Thimble G411	15
111	US Type Wire Thimble G414	15
112	Oval Aluminum Ferrule	16
113	8-Shape Aluminum Ferrule	16
114	Swage Stud	17
115	Fork Terminal	17
116	Eye Terminal	17
117	Toggle Terminal	18
118	Wire Rope Clamp Ring	18
119	Wire Rope Clamp	19
120	Wire Rope Cross Clamp	19
121	Wire Rope 7x19	20
122	Wire Rope 7x7	20
123	Wire Rope 1x19	21
124	Wall Mounting Toggle Terminal	22
125	Terminal with Screws	22
126	Quick Attach Thread Terminal	23
127	Quick Attach Eye Terminal	23
128	Quick Attach Fork Terminal	23
129	US Oval Aluminum Ferrule	24
130	US 8-Shape Aluminum Ferrule	24
131	Aluminum Stop Sleeve	24
132	Oval Copper Ferrule	25
133	8-Shape Copper Ferrule	25
134	Copper Stop Sleeve	25
135	Hand Swage Tool for Terminals with Cable Cutter	26
136	Hand Swage Tool with Cable Cutter	26
137	Long Hand Swage Tool	26
138	Cable Cutter CRW35	26
139	Cable Cutter CRW60	26
140	Long Handle Cable Cutter	26
141	JIS A Type Thimble	27
142	Fibre Rope Course	27
143	Tubular Thimble	27
201	US Type Turnbuckle Fork and Fork	28
202	US Type Turnbuckle Eye and Fork	29
203	US Type Turnbuckle Eye and Eye	30
204	Turnbuckle Eye and Hook	31
205	Turnbuckle Hook and Hook	31

Item No.	Description	Page
206	Turnbuckle Eye and Eye	31
207	JIS Turnbuckle Eye and Hook	32
208	JIS Turnbuckle Hook and Hook	32
209	JIS Turnbuckle Eye and Eye	32
210	Turnbuckle with Stopper	33
211	Turnbuckle Fork and Fork	33
212	Turnbuckle Sleeve	34
213	Turnbuckle with Two Forks	34
214	Turnbuckle Eye and Hook	34
215	Turnbuckle Hook and Hook	35
216	Turnbuckle Eye and Eye	35
217	Turnbuckle with Fork and Terminal	36
218	Turnbuckle Sleeve	36
219	Turnbuckle with Toggle and Terminal	37
220	JIS Turnbuckle with Two Forks	37
221	JIS Type Turnbuckle for Marine	37
222	Wall Mounting Toggle & Terminal	37
223	Quick Attach & Fork	37
224	Terminal & Terminal	37
301	US Type Bow Shackle	38
302	US Type Dee Shackle	38
303	Dee Shackle	38
304	Bow Shackle	39
305	Long Dee Shackle	39
306	Twisted Shackle	39
307	Flat Dee Shackle	40
308	Flat Bow Shackle	40
309	Swivel Snap Shackle with Eye	41
310	Swivel Snap Shackle with Jaw	41
311	Snap Shackle with Fixed Eye	41
312	Swivel Eye and Eye	42
313	Swivel Eye and Jaw	42
314	Swivel Jaw and Jaw	42
315	D Shackle with Bolt	43
316	Bow Shackle with Bolt	43
317	D Shackle with Sink Pin	43
318	Bow Shackle with Sink Pin	43
319	Shackle with Eyelet	43
320	Safety Shackle with Eyelet	43
321	Key Pin Shackle	43
322	Key Pin Shackle with Bar	43
323	Rope Snap Shackle	43
324	Flat Shackle with Clevis Pin	43
325	Pelican Shackle	43
401	Snap Hook with Eyelet	44
402	Pear Shaped Snap Hook	44
403	Snap Hook DIN5299C	44
404	Snap Hook with Nut	45

Item No.	Description	Page
405	Snap Hook with Eyelet and Nut	45
406	Straight Snap Hook	45
407	Oblique Angle Snap Hook	46
408	Angle Snap Hook with Eyelet	46
409	Snap Hook with Wide Opening	46
410	Delta Simple Snap Hook	47
411	Egg Shaped Snap Hook	47
412	Eye Hook	47
413	Single Hook	48
414	Double Hook	48
415	Swivel Snap Hook	48
416	Rigid Snap Hook	49
417	Quick Link	49
418	Pear Shaped Quick Link	50
419	Delta Shaped Quick Link	50
420	S Hook	50
421	Crane Hook	51
422	Swivel Eye Crane Hook	51
423	Swivel Jaw Crane Hook	51
424	Clevis Hook	52
425	Crane Hook with Small Eye	52
426	Trigger Swivel Sanp Hook	52
427	Pelican Hook	53
428	8-Shaped Simple Hook	53
429	Single Hook with Square Ring	53
430	Single Hook with Jaw	54
431	Spring Fender Hook	54
432	Fender Hook	54
433	Awning Hook	54
434	Bimini Hook	55
435	Straight Webbing Hook	55
436	Square Ring Fixed Hook	55
437	Webbing Hook with Snap Clip	55
438	Lamp Hook with Screw	55
439	Lamp Hook with Spring	55
501	Lifting Eye Bolt	56
502	Lifting Eye Nut	56
503	Bow Nut	56
504	Wing Nut	57
505	Toggle Nut	57
506	European Toggle Nut	57
507	U Bolt with Nuts and Plates	58
508	A Bolt with Nuts and Plates	58
509	U Clamp	58
510	Eye Bolt	59
511	Fork Bolt	59
512	Long Eye Bolt	59
513	Hexagon Head Bolt	60

Item No.	Description	Page
514	Button Head Bolt	60
515	Hexagon Socket Head Cap Bolt	60
516	Cross Recess Countersunk Tapping Screw	61
517	Hexagon Nut	61
518	Hexagon Domed Cap Nut	61
519	Hook Bolt	62
520	Hook Bolt with Stopper	62
521	Welded Eye Bolt	62
522	Eye Bolt	63
523	Threaded Rod	63
524	Left and Right Threaded Rod	63
525	Expansion Anchors with Hook	64
526	Expansion Anchors with Eye	64
527	Expansion Anchors	64
528	Internal Expansion Screw	65
529	Internal Expansion Screw with Hook	66
530	Internal Expansion Screw with Eye	66
531	Wedge Anchor	66
532	Three-piece Expansion Tube	67
533	Four-piece Expansion Tube	67
534	Knurled Drop-in Anchor	67
535	Plastic Anchor	68
536	Hexagon Head Bolt Partially Threaded	68
537	Cross Recessed Countersunk Screw	68
538	Hexagon Socket Countersunk Screw	69
539	Cross Recess Hexagon Head Screw	69
540	Cross Recessed Pan Head Screw	69
541	Hexagon Socket Flat Head Screw	70
542	Hexagon Flange Head Bolt	70
543	Cup Square Neck Bolts	70
544	Wing Screws American Form	71
545	Self Drilling Screws with Pan Head	71
546	Self Drilling Screws with Flat Pan Head	71
547	Self Drilling Screws with Countersunk	72
548	Cross Recess Hexagon Head Screw	72
549	Hexagon Socket Set Screw	72
550	Hammer Head Screws	73
551	Welding Bolt	73
552	DIN444 Eye Bolt	73
553	Knurled Thumb Screw High Type	74
554	GB825 Lifting Eye Bolt	74
555	JIS Type Lifting Eye Bolt	74
556	JIS Type Lifting Eye Nut	75
557	Hexagon Head Wood Screw	75
558	Wood Screw with Eye	75
559	Cross Recess Pan Head Tapping Screw	76
560	Lag Eye Screw	76
561	Hook Screw	76

Item No.	Description	Page
562	Knurled Thumb Nut High Type	77
563	Wing Screws American Form	77
564	Hexagon Flange Nuts with Serration	77
565	Long Hexagon Nut	78
566	Long Round Nut	78
567	Hexagon Socket Flat Head Clamp Nut	78
568	Hexagon Thin Nut	79
569	Square Nut	79
570	Hexagon Nut with Non-metallicInsert	79
571	Metal Lock Nut	80
572	Welding Nut	80
573	Washer	80
574	Spring Lock Washer	81
575	Large Washer	81
576	Square Washer	81
601	Welded Round Ring	82
602	Welded D-Ring	82
603	Welded Square Ring	82
604	Ring Pin	83
605	Spring Cotter Pin	83
606	Spring Cotter R-Pin	83
607	Clevis Pin	84
608	Cotter Pin	84
609	Welded Triangle Ring	84
610	Cam Buckle	85
611	Adjustable Slider	85
612	Fixed Threading Plate	85
613	Belt Buckle	86
701	Wire Eye Strap	88
702	Flat Eye Strap	88
703	Eye Plate	88
704	Eye Plate with Round Ring	89
705	Pad Eye	89
706	Dimond Eye Plate	90
707	Dimond Eye Plate with Ring	90
708	Round Eye Plate	90
709	Round Eye Plate with Ring	91
710	Round Eye Plate with Thread	91
711	Round Eye Plate with Thread and Ring	91
712	Pad Eye with Round Ring	92
713	Pad Eye with Hook	92
714	Eye Plate with Swivel Ring	92
715	Chain Holder	93
716	Chain Holder	93
717	Ring Pull	93
718	Chain	94
719	Short Link Chain	94
720	Single Block	94

Item No.	Description	Page
721	Single Block with Split Pin	95
722	Single Block with Ring	95
723	Double Block	95
801	Female Adapter	96
802	Male Coupler	96
803	Shank Coupler	96
804	Female Coupler	97
805	Shank Adapter	97
806	Male Adapter	97
807	Dust Plug	98
808	Dust Cap	98
809	Coupling	98
810	Hollow Base Cleat	101
811	Low Flat Cleat	101
812	Mast Cleat	101
813	Hose Clamp	99
814	Heavy Duty Hose Clamp	99
815	Wire Hose Clamp	100
816	Pipe Clamp	100
817	Folding Cleat	102
818	Flag Pole Cleat	102
819	Straight Chock	102
820	Bow Chock	103
821	Hollow Bollard	103
822	Double Horn Bollard	103
823	Bollard	104
824	Cross Bollard	104
825	Double Cross Bollard	104
826	Swivel Anchor Connector	105
827	Plate Anchor Bow Roller	105
828	Casting Anchor Bow Roller	105
829	Bow Roller with Rocker Plate	105
830	Bruce Anchor	106
831	Plough Anchor	106
832	Folding Grapnel Anchor	106
833	Delta Anchor	107
834	Danforth Anchor	107
835	Pool Anchor	107
836	Straight Round Base	108
837	Inclined Round Base	108
838	Straight Square Base	108
839	Inclined Square Base	109
840	Straight Rectangular Base for Welding	109
841	Inclined Rectangular Base for Welding	109
842	Front Stanchion	110
843	Center Stanchion	110
844	Tail Stanchion	110
845	Deck Hinge	111

不锈钢制品综合供应商

泰州华鑫不锈钢制品有限公司 版权所有 2000-2020 Copyright © Taizhou Huaxin Stainless Steel Products Co., Ltd.



微信公众号

泰州华鑫不锈钢制品有限公司

Taizhou Huaxin Stainless Steel Products Co., Ltd.

地址：江苏省兴化市戴南镇董北工业园

Add: Dongbei Industrial Park, Dainan, Xinghua, Jiangsu, China

Tel: +86-523-83789258

Fax: +86-523-83787869

E-mail: info@tzhuaxin.com

<http://www.tzhuaxin.com>